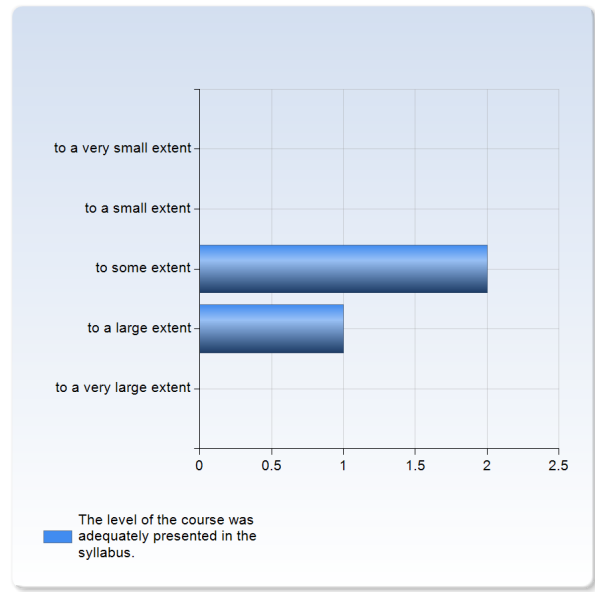


## 2871 Microscopy: improve your imaging skills VT16

Respondents: 6  
 Answer Count: 3  
 Answer Frequency: 50.00 %

### 1. The level of the course was adequately presented in the syllabus.

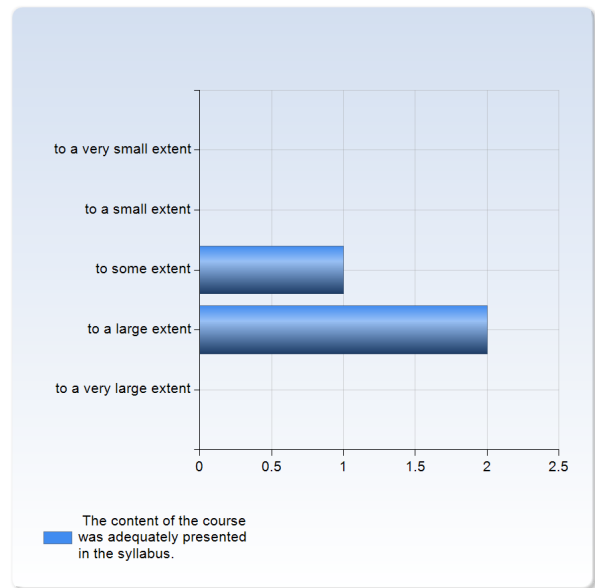
The level of the course was adequately presented in the syllabus.	Number of Responses
to a very small extent	0 (0.0%)
to a small extent	0 (0.0%)
to some extent	2 (66.7%)
to a large extent	1 (33.3%)
to a very large extent	0 (0.0%)
Total	3 (100.0%)



	Mean	Standard Deviation	Coefficient of Variation	Min	Lower Quartile	Median	Upper Quartile	Max
The level of the course was adequately presented in the syllabus.	3.3	0.6	17.3 %	3.0	3.0	3.0	3.5	4.0

## 2. The content of the course was adequately presented in the syllabus.

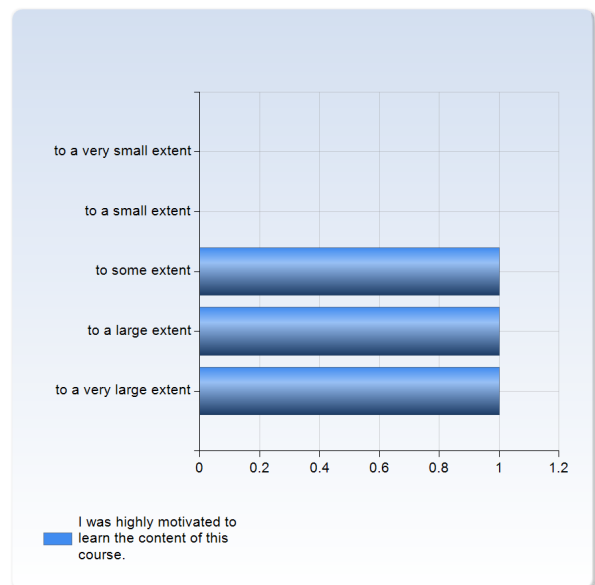
The content of the course was adequately presented in the syllabus.	Number of Responses
to a very small extent	0 (0.0%)
to a small extent	0 (0.0%)
to some extent	1 (33.3%)
to a large extent	2 (66.7%)
to a very large extent	0 (0.0%)
Total	3 (100.0%)



	Mean	Standard Deviation	Coefficient of Variation	Min	Lower Quartile	Median	Upper Quartile	Max
The content of the course was adequately presented in the syllabus.	3.7	0.6	15.7 %	3.0	3.5	4.0	4.0	4.0

## 3. I was highly motivated to learn the content of this course.

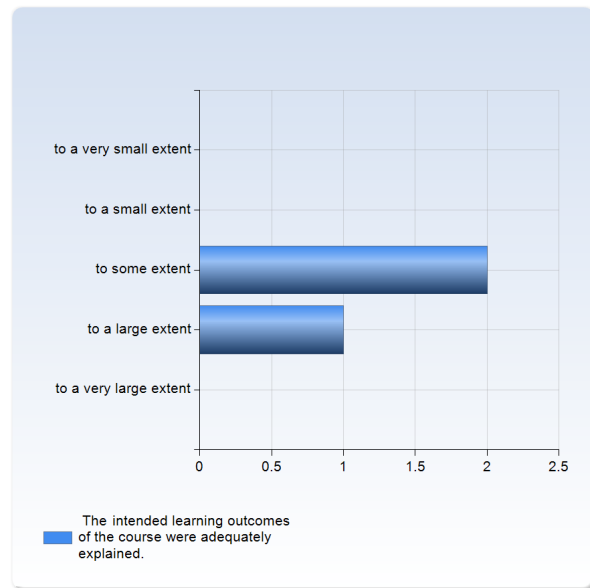
I was highly motivated to learn the content of this course.	Number of Responses
to a very small extent	0 (0.0%)
to a small extent	0 (0.0%)
to some extent	1 (33.3%)
to a large extent	1 (33.3%)
to a very large extent	1 (33.3%)
Total	3 (100.0%)



	Mean	Standard Deviation	Coefficient of Variation	Min	Lower Quartile	Median	Upper Quartile	Max
I was highly motivated to learn the content of this course.	4.0	1.0	25.0 %	3.0	3.5	4.0	4.5	5.0

#### 4. The intended learning outcomes of the course were adequately explained.

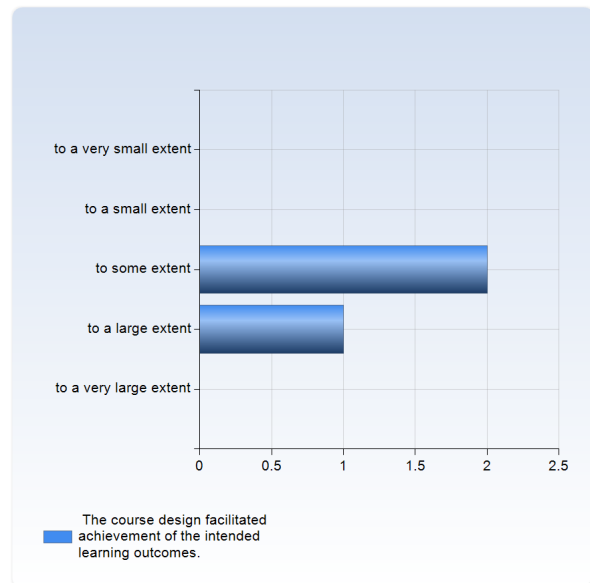
The intended learning outcomes of the course were adequately explained.	Number of Responses
to a very small extent	0 (0.0%)
to a small extent	0 (0.0%)
to some extent	2 (66.7%)
to a large extent	1 (33.3%)
to a very large extent	0 (0.0%)
Total	3 (100.0%)



	Mean	Standard Deviation	Coefficient of Variation	Min	Lower Quartile	Median	Upper Quartile	Max
The intended learning outcomes of the course were adequately explained.	3.3	0.6	17.3 %	3.0	3.0	3.0	3.5	4.0

#### 5. The course design facilitated achievement of the intended learning outcomes.

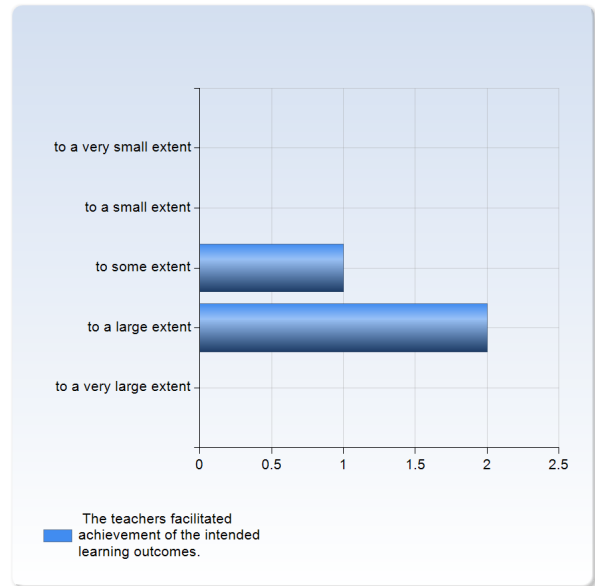
The course design facilitated achievement of the intended learning outcomes.	Number of Responses
to a very small extent	0 (0.0%)
to a small extent	0 (0.0%)
to some extent	2 (66.7%)
to a large extent	1 (33.3%)
to a very large extent	0 (0.0%)
Total	3 (100.0%)



	Mean	Standard Deviation	Coefficient of Variation	Min	Lower Quartile	Median	Upper Quartile	Max
The course design facilitated achievement of the intended learning outcomes.	3.3	0.6	17.3 %	3.0	3.0	3.0	3.5	4.0

## 6. The teachers facilitated achievement of the intended learning outcomes.

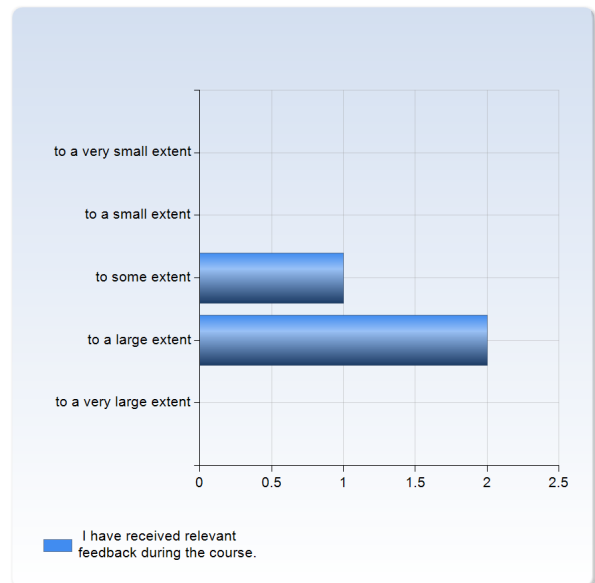
The teachers facilitated achievement of the intended learning outcomes.	Number of Responses
to a very small extent	0 (0.0%)
to a small extent	0 (0.0%)
to some extent	1 (33.3%)
to a large extent	2 (66.7%)
to a very large extent	0 (0.0%)
Total	3 (100.0%)



	Mean	Standard Deviation	Coefficient of Variation	Min	Lower Quartile	Median	Upper Quartile	Max
The teachers facilitated achievement of the intended learning outcomes.	3.7	0.6	15.7 %	3.0	3.5	4.0	4.0	4.0

## 7. I have received relevant feedback during the course.

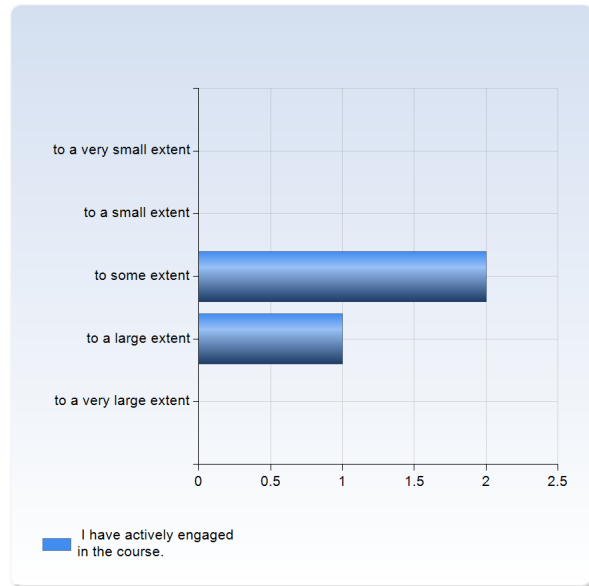
I have received relevant feedback during the course.	Number of Responses
to a very small extent	0 (0.0%)
to a small extent	0 (0.0%)
to some extent	1 (33.3%)
to a large extent	2 (66.7%)
to a very large extent	0 (0.0%)
Total	3 (100.0%)



	Mean	Standard Deviation	Coefficient of Variation	Min	Lower Quartile	Median	Upper Quartile	Max
I have received relevant feedback during the course.	3.7	0.6	15.7 %	3.0	3.5	4.0	4.0	4.0

## 8. I have actively engaged in the course.

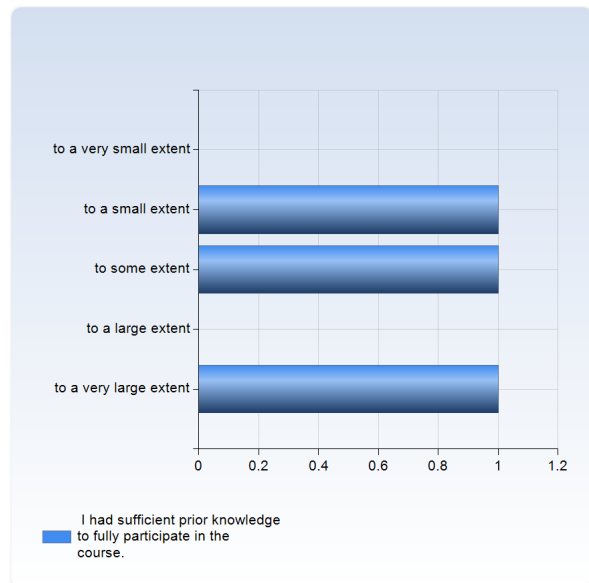
I have actively engaged in the course.	Number of Responses
to a very small extent	0 (0.0%)
to a small extent	0 (0.0%)
to some extent	2 (66.7%)
to a large extent	1 (33.3%)
to a very large extent	0 (0.0%)
Total	3 (100.0%)



	Mean	Standard Deviation	Coefficient of Variation	Min	Lower Quartile	Median	Upper Quartile	Max
I have actively engaged in the course.	3.3	0.6	17.3 %	3.0	3.0	3.0	3.5	4.0

## 9. I had sufficient prior knowledge to fully participate in the course.

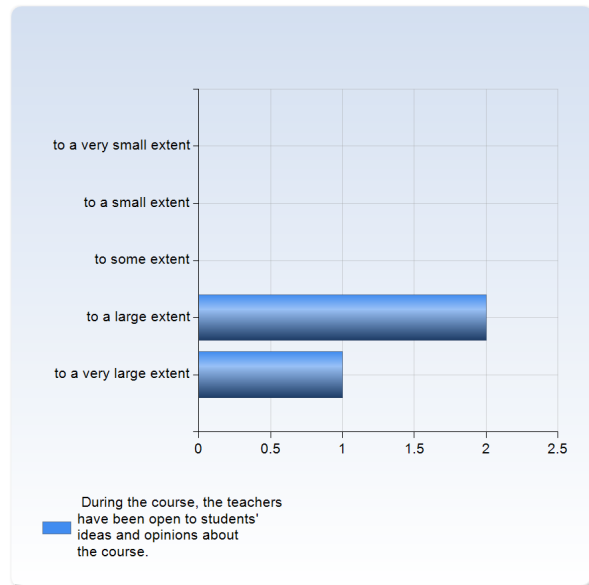
I had sufficient prior knowledge to fully participate in the course.	Number of Responses
to a very small extent	0 (0.0%)
to a small extent	1 (33.3%)
to some extent	1 (33.3%)
to a large extent	0 (0.0%)
to a very large extent	1 (33.3%)
Total	3 (100.0%)



	Mean	Standard Deviation	Coefficient of Variation	Min	Lower Quartile	Median	Upper Quartile	Max
I had sufficient prior knowledge to fully participate in the course.	3.3	1.5	45.8 %	2.0	2.5	3.0	4.0	5.0

### 10. During the course, the teachers have been open to students' ideas and opinions about the course.

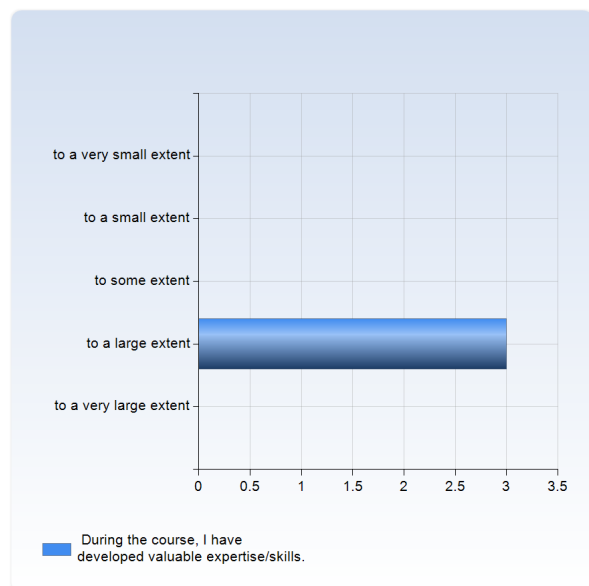
During the course, the teachers have been open to students' ideas and opinions about the course.	Number of Responses
to a very small extent	0 (0.0%)
to a small extent	0 (0.0%)
to some extent	0 (0.0%)
to a large extent	2 (66.7%)
to a very large extent	1 (33.3%)
Total	3 (100.0%)



	Mean	Standard Deviation	Coefficient of Variation	Min	Lower Quartile	Median	Upper Quartile	Max
During the course, the teachers have been open to students' ideas and opinions about the course.	4.3	0.6	13.3 %	4.0	4.0	4.0	4.5	5.0

### 11. During the course, I have developed valuable expertise/skills.

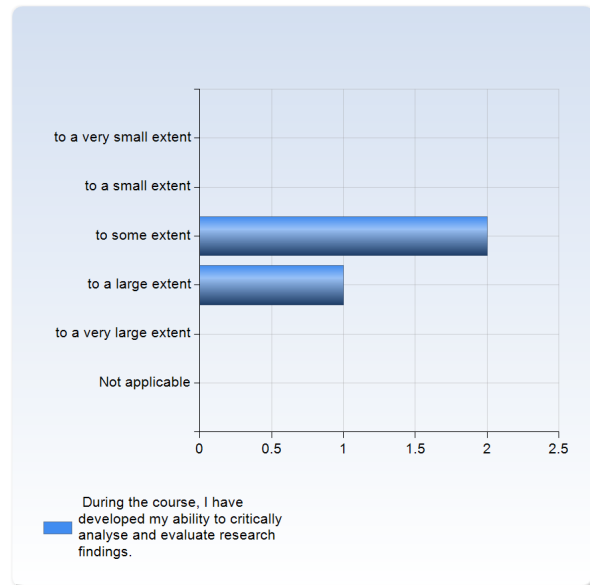
During the course, I have developed valuable expertise/skills.	Number of Responses
to a very small extent	0 (0.0%)
to a small extent	0 (0.0%)
to some extent	0 (0.0%)
to a large extent	3 (100.0%)
to a very large extent	0 (0.0%)
Total	3 (100.0%)



	Mean	Standard Deviation	Coefficient of Variation	Min	Lower Quartile	Median	Upper Quartile	Max
During the course, I have developed valuable expertise/skills.	4.0	0.0	0.0 %	4.0	4.0	4.0	4.0	4.0

## 12. During the course, I have developed my ability to critically analyse and evaluate research findings.

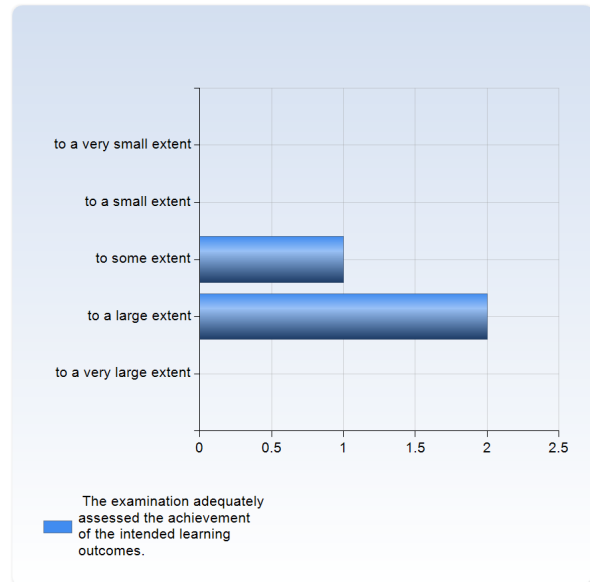
During the course, I have developed my ability to critically analyse and evaluate research findings.	Number of Responses
to a very small extent	0 (0.0%)
to a small extent	0 (0.0%)
to some extent	2 (66.7%)
to a large extent	1 (33.3%)
to a very large extent	0 (0.0%)
Not applicable	0 (0.0%)
Total	3 (100.0%)



	Mean	Standard Deviation	Coefficient of Variation	Min	Lower Quartile	Median	Upper Quartile	Max
During the course, I have developed my ability to critically analyse and evaluate research findings.	3.3	0.6	17.3 %	3.0	3.0	3.0	3.5	4.0

## 13. The examination adequately assessed the achievement of the intended learning outcomes.

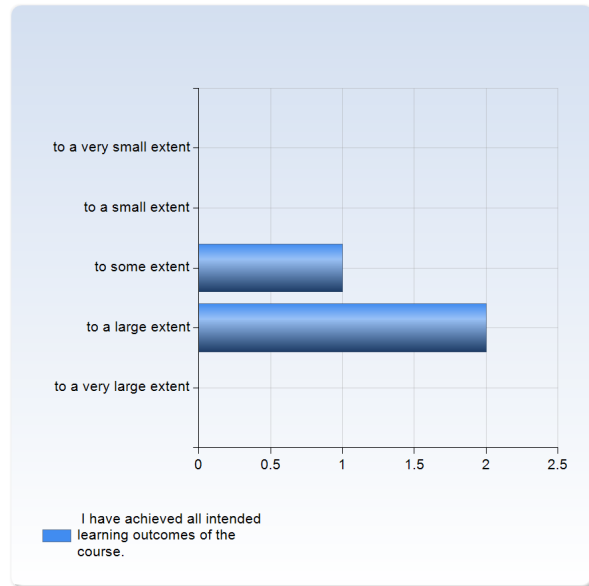
The examination adequately assessed the achievement of the intended learning outcomes.	Number of Responses
to a very small extent	0 (0.0%)
to a small extent	0 (0.0%)
to some extent	1 (33.3%)
to a large extent	2 (66.7%)
to a very large extent	0 (0.0%)
Total	3 (100.0%)



	Mean	Standard Deviation	Coefficient of Variation	Min	Lower Quartile	Median	Upper Quartile	Max
The examination adequately assessed the achievement of the intended learning outcomes.	3.7	0.6	15.7 %	3.0	3.5	4.0	4.0	4.0

### 14. I have achieved all intended learning outcomes of the course.

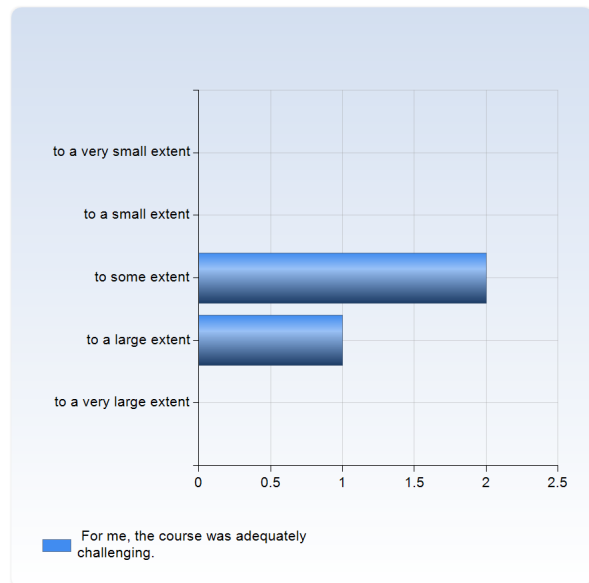
I have achieved all intended learning outcomes of the course.	Number of Responses
to a very small extent	0 (0.0%)
to a small extent	0 (0.0%)
to some extent	1 (33.3%)
to a large extent	2 (66.7%)
to a very large extent	0 (0.0%)
Total	3 (100.0%)



	Mean	Standard Deviation	Coefficient of Variation	Min	Lower Quartile	Median	Upper Quartile	Max
I have achieved all intended learning outcomes of the course.	3.7	0.6	15.7 %	3.0	3.5	4.0	4.0	4.0

### 15. For me, the course was adequately challenging.

For me, the course was adequately challenging.	Number of Responses
to a very small extent	0 (0.0%)
to a small extent	0 (0.0%)
to some extent	2 (66.7%)
to a large extent	1 (33.3%)
to a very large extent	0 (0.0%)
Total	3 (100.0%)

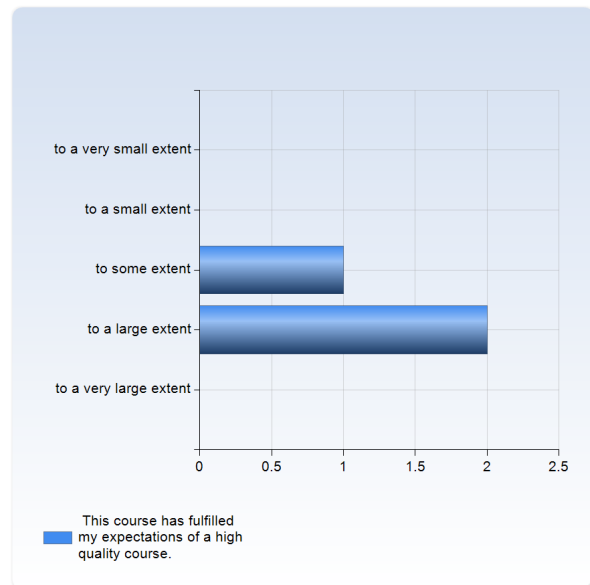


	Mean	Standard Deviation	Coefficient of Variation	Min	Lower Quartile	Median	Upper Quartile	Max
For me, the course was adequately challenging.	3.3	0.6	17.3 %	3.0	3.0	3.0	3.5	4.0



## 16. This course has fulfilled my expectations of a high quality course.

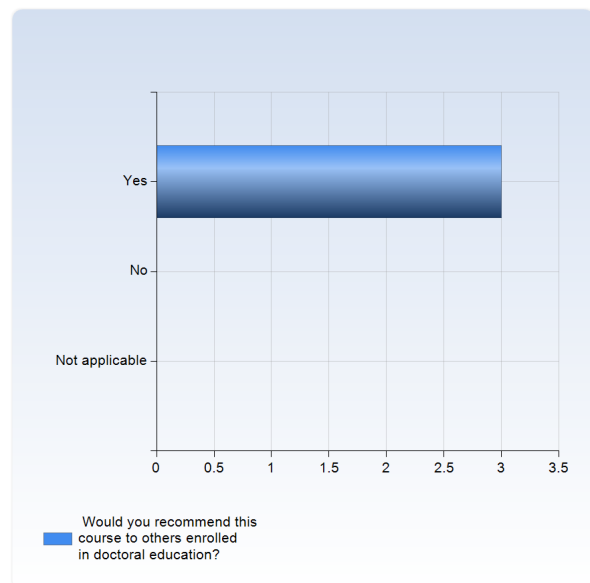
This course has fulfilled my expectations of a high quality course.	Number of Responses
to a very small extent	0 (0.0%)
to a small extent	0 (0.0%)
to some extent	1 (33.3%)
to a large extent	2 (66.7%)
to a very large extent	0 (0.0%)
Total	3 (100.0%)



	Mean	Standard Deviation	Coefficient of Variation	Min	Lower Quartile	Median	Upper Quartile	Max
This course has fulfilled my expectations of a high quality course.	3.7	0.6	15.7 %	3.0	3.5	4.0	4.0	4.0

## 20. Would you recommend this course to others enrolled in doctoral education?

Would you recommend this course to others enrolled in doctoral education?	Number of Responses
Yes	3 (100.0%)
No	0 (0.0%)
Not applicable	0 (0.0%)
Total	3 (100.0%)



	Mean	Standard Deviation	Coefficient of Variation	Min	Lower Quartile	Median	Upper Quartile	Max
Would you recommend this course to others enrolled in doctoral education?	1.0	0.0	0.0 %	1.0	1.0	1.0	1.0	1.0