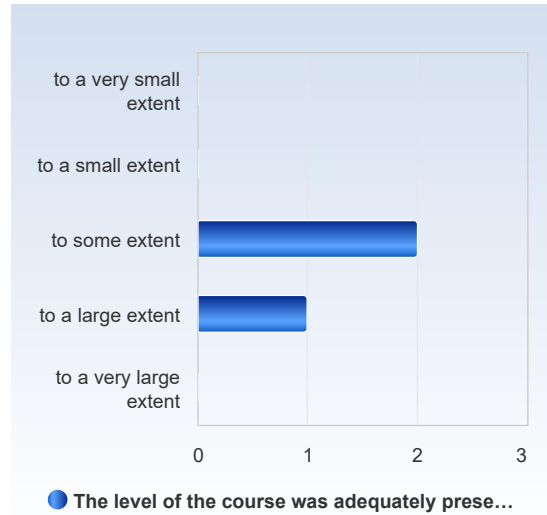


## 2871 Microscopy: improve your imaging skills VT16

Respondents: 6  
 Answer Count: 3  
 Answer Frequency: 50.00%

### 1. The level of the course was adequately presented in the syllabus.

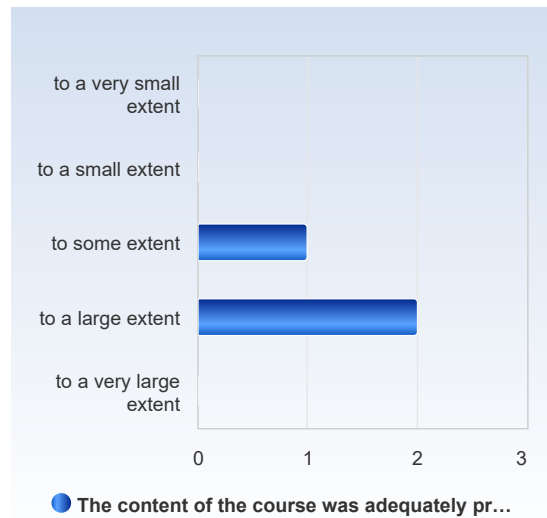
The level of the course was adequately presented in the syllabus.	Number of responses
to a very small extent	0 (0.0%)
to a small extent	0 (0.0%)
to some extent	2 (66.7%)
to a large extent	1 (33.3%)
to a very large extent	0 (0.0%)
<b>Total</b>	<b>3 (100.0%)</b>



	Mean	Standard Deviation	Coefficient of Variation	Min	Lower Quartile	Median	Upper Quartile	Max
The level of the course was adequately presented in the syllabus.	3.3	0.6	17.3 %	3.0	3.0	3.0	3.5	4.0

## 2. The content of the course was adequately presented in the syllabus.

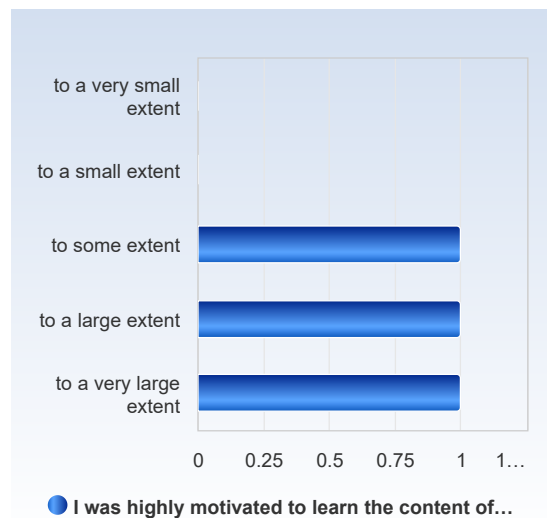
The content of the course was adequately presented in the syllabus.	Number of responses
to a very small extent	0 (0.0%)
to a small extent	0 (0.0%)
to some extent	1 (33.3%)
to a large extent	2 (66.7%)
to a very large extent	0 (0.0%)
Total	3 (100.0%)



	Mean	Standard Deviation	Coefficient of Variation	Min	Lower Quartile	Median	Upper Quartile	Max
The content of the course was adequately presented in the syllabus.	3.7	0.6	15.7 %	3.0	3.5	4.0	4.0	4.0

## 3. I was highly motivated to learn the content of this course.

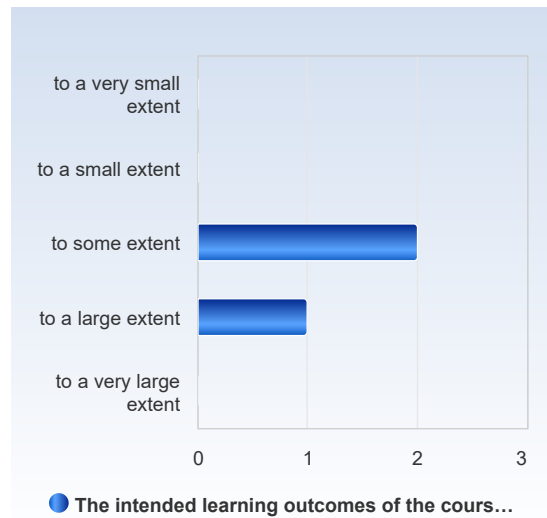
I was highly motivated to learn the content of this course.	Number of responses
to a very small extent	0 (0.0%)
to a small extent	0 (0.0%)
to some extent	1 (33.3%)
to a large extent	1 (33.3%)
to a very large extent	1 (33.3%)
Total	3 (100.0%)



	Mean	Standard Deviation	Coefficient of Variation	Min	Lower Quartile	Median	Upper Quartile	Max
I was highly motivated to learn the content of this course.	4.0	1.0	25.0 %	3.0	3.5	4.0	4.5	5.0

#### 4. The intended learning outcomes of the course were adequately explained.

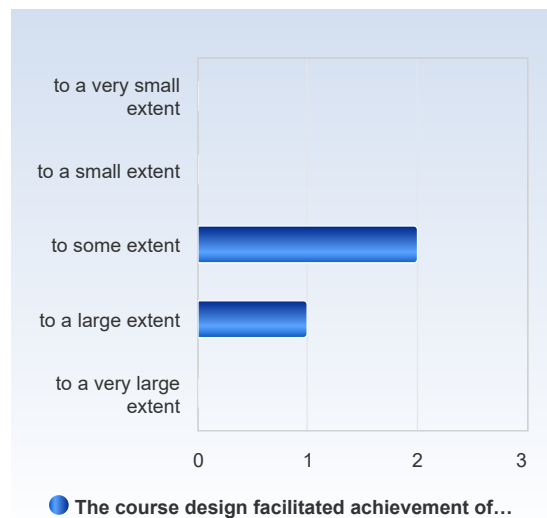
The intended learning outcomes of the course were adequately explained.	Number of responses
to a very small extent	0 (0.0%)
to a small extent	0 (0.0%)
to some extent	2 (66.7%)
to a large extent	1 (33.3%)
to a very large extent	0 (0.0%)
Total	3 (100.0%)



	Mean	Standard Deviation	Coefficient of Variation	Min	Lower Quartile	Median	Upper Quartile	Max
The intended learning outcomes of the course were adequately explained.	3.3	0.6	17.3 %	3.0	3.0	3.0	3.5	4.0

#### 5. The course design facilitated achievement of the intended learning outcomes.

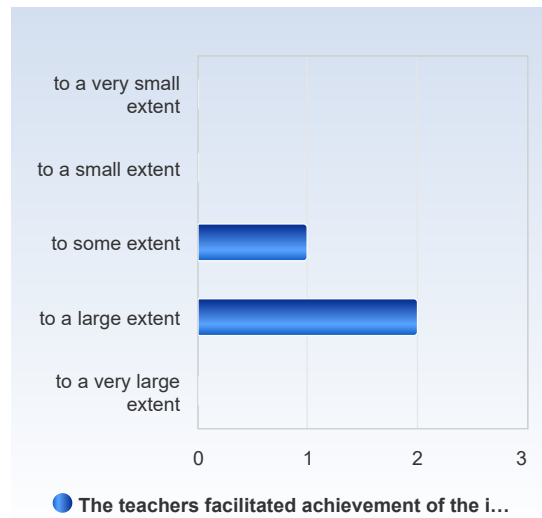
The course design facilitated achievement of the intended learning outcomes.	Number of responses
to a very small extent	0 (0.0%)
to a small extent	0 (0.0%)
to some extent	2 (66.7%)
to a large extent	1 (33.3%)
to a very large extent	0 (0.0%)
Total	3 (100.0%)



	Mean	Standard Deviation	Coefficient of Variation	Min	Lower Quartile	Median	Upper Quartile	Max
The course design facilitated achievement of the intended learning outcomes.	3.3	0.6	17.3 %	3.0	3.0	3.0	3.5	4.0

## 6. The teachers facilitated achievement of the intended learning outcomes.

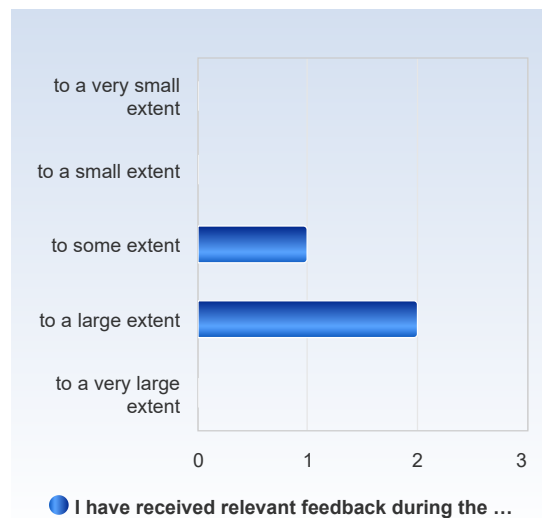
The teachers facilitated achievement of the intended learning outcomes.	Number of responses
to a very small extent	0 (0.0%)
to a small extent	0 (0.0%)
to some extent	1 (33.3%)
to a large extent	2 (66.7%)
to a very large extent	0 (0.0%)
Total	3 (100.0%)



	Mean	Standard Deviation	Coefficient of Variation	Min	Lower Quartile	Median	Upper Quartile	Max
The teachers facilitated achievement of the intended learning outcomes.	3.7	0.6	15.7 %	3.0	3.5	4.0	4.0	4.0

## 7. I have received relevant feedback during the course.

I have received relevant feedback during the course.	Number of responses
to a very small extent	0 (0.0%)
to a small extent	0 (0.0%)
to some extent	1 (33.3%)
to a large extent	2 (66.7%)
to a very large extent	0 (0.0%)
Total	3 (100.0%)



	Mean	Standard Deviation	Coefficient of Variation	Min	Lower Quartile	Median	Upper Quartile	Max
I have received relevant feedback during the course.	3.7	0.6	15.7 %	3.0	3.5	4.0	4.0	4.0