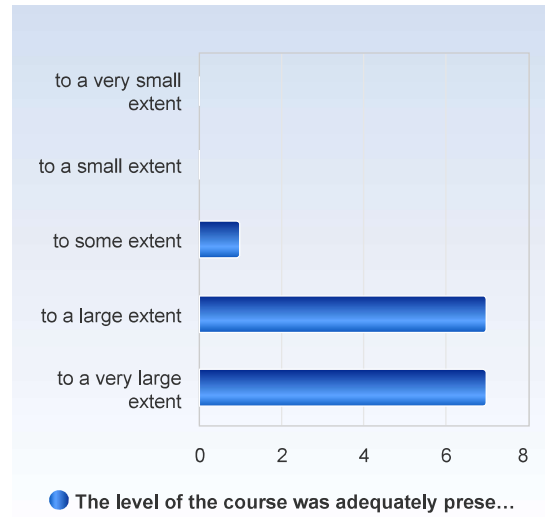


2870 Microscopy: improve your imaging skills - from sample preparation to image analysis VT16

Respondents: 15
 Answer Count: 15
 Answer Frequency: 100.00%

1. The level of the course was adequately presented in the syllabus.

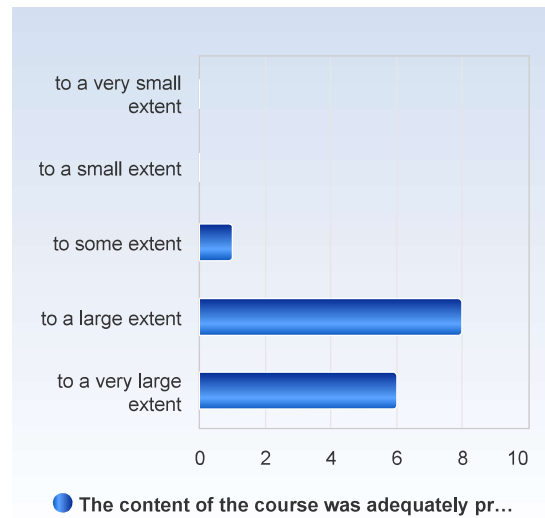
The level of the course was adequately presented in the syllabus.	Number of responses
to a very small extent	0 (0.0%)
to a small extent	0 (0.0%)
to some extent	1 (6.7%)
to a large extent	7 (46.7%)
to a very large extent	7 (46.7%)
Total	15 (100.0%)



	Mean	Standard Deviation	Coefficient of Variation	Min	Lower Quartile	Median	Upper Quartile	Max
The level of the course was adequately presented in the syllabus.	4.4	0.6	14.4 %	3.0	4.0	4.0	5.0	5.0

2. The content of the course was adequately presented in the syllabus.

The content of the course was adequately presented in the syllabus.	Number of responses
to a very small extent	0 (0.0%)
to a small extent	0 (0.0%)
to some extent	1 (6.7%)
to a large extent	8 (53.3%)
to a very large extent	6 (40.0%)
Total	15 (100.0%)



	Mean	Standard Deviation	Coefficient of Variation	Min	Lower Quartile	Median	Upper Quartile	Max
The content of the course was adequately presented in the syllabus.	4.3	0.6	14.2 %	3.0	4.0	4.0	5.0	5.0

3. I was highly motivated to learn the content of this course.

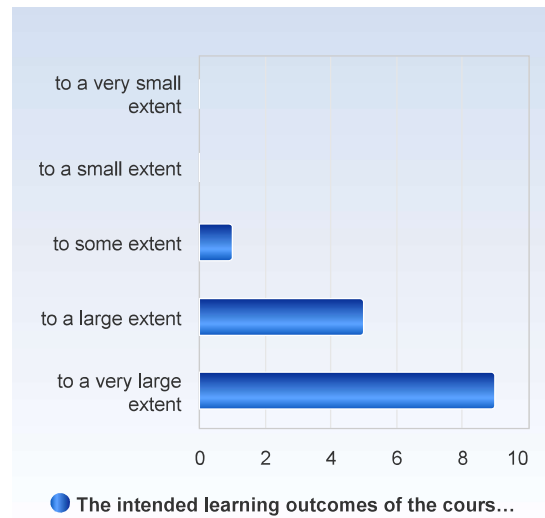
I was highly motivated to learn the content of this course.	Number of responses
to a very small extent	0 (0.0%)
to a small extent	0 (0.0%)
to some extent	1 (6.7%)
to a large extent	0 (0.0%)
to a very large extent	14 (93.3%)
Total	15 (100.0%)



	Mean	Standard Deviation	Coefficient of Variation	Min	Lower Quartile	Median	Upper Quartile	Max
I was highly motivated to learn the content of this course.	4.9	0.5	10.6 %	3.0	5.0	5.0	5.0	5.0

4. The intended learning outcomes of the course were adequately explained.

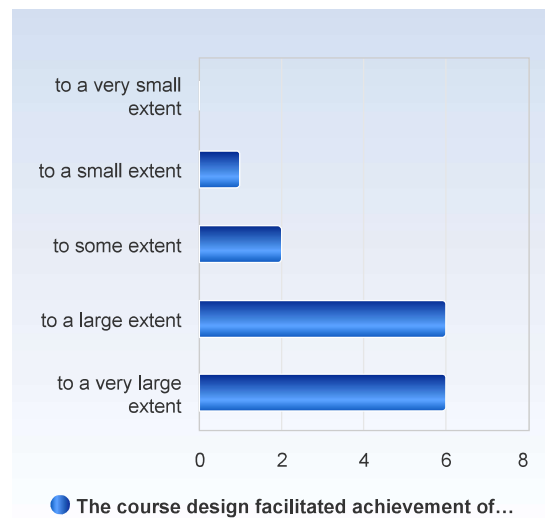
The intended learning outcomes of the course were adequately explained.	Number of responses
to a very small extent	0 (0.0%)
to a small extent	0 (0.0%)
to some extent	1 (6.7%)
to a large extent	5 (33.3%)
to a very large extent	9 (60.0%)
Total	15 (100.0%)



	Mean	Standard Deviation	Coefficient of Variation	Min	Lower Quartile	Median	Upper Quartile	Max
The intended learning outcomes of the course were adequately explained.	4.5	0.6	14.1 %	3.0	4.0	5.0	5.0	5.0

5. The course design facilitated achievement of the intended learning outcomes.

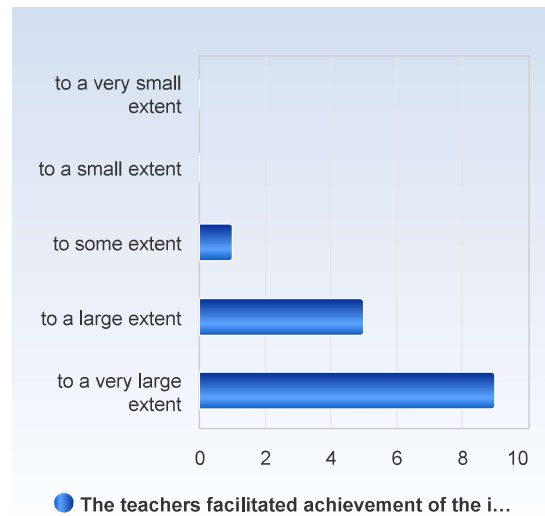
The course design facilitated achievement of the intended learning outcomes.	Number of responses
to a very small extent	0 (0.0%)
to a small extent	1 (6.7%)
to some extent	2 (13.3%)
to a large extent	6 (40.0%)
to a very large extent	6 (40.0%)
Total	15 (100.0%)



	Mean	Standard Deviation	Coefficient of Variation	Min	Lower Quartile	Median	Upper Quartile	Max
The course design facilitated achievement of the intended learning outcomes.	4.1	0.9	22.1 %	2.0	4.0	4.0	5.0	5.0

6. The teachers facilitated achievement of the intended learning outcomes.

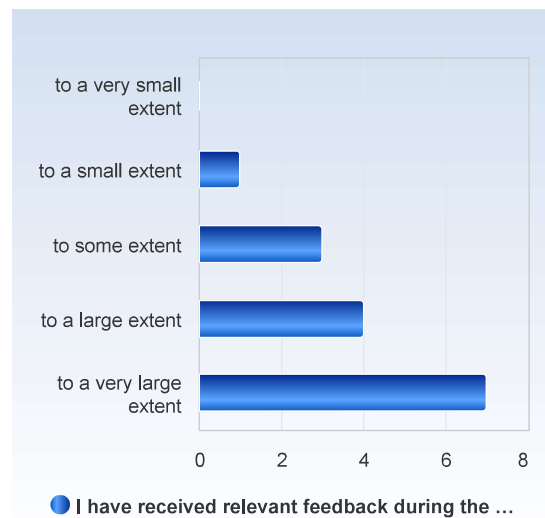
The teachers facilitated achievement of the intended learning outcomes.	Number of responses
to a very small extent	0 (0.0%)
to a small extent	0 (0.0%)
to some extent	1 (6.7%)
to a large extent	5 (33.3%)
to a very large extent	9 (60.0%)
Total	15 (100.0%)



	Mean	Standard Deviation	Coefficient of Variation	Min	Lower Quartile	Median	Upper Quartile	Max
The teachers facilitated achievement of the intended learning outcomes.	4.5	0.6	14.1 %	3.0	4.0	5.0	5.0	5.0

7. I have received relevant feedback during the course.

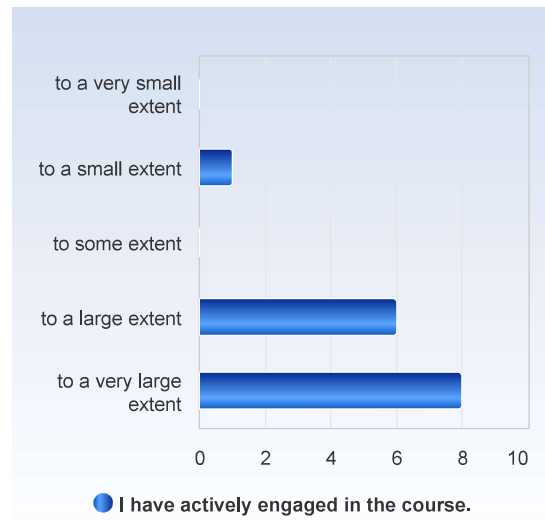
I have received relevant feedback during the course.	Number of responses
to a very small extent	0 (0.0%)
to a small extent	1 (6.7%)
to some extent	3 (20.0%)
to a large extent	4 (26.7%)
to a very large extent	7 (46.7%)
Total	15 (100.0%)



	Mean	Standard Deviation	Coefficient of Variation	Min	Lower Quartile	Median	Upper Quartile	Max
I have received relevant feedback during the course.	4.1	1.0	24.0 %	2.0	3.5	4.0	5.0	5.0

8. I have actively engaged in the course.

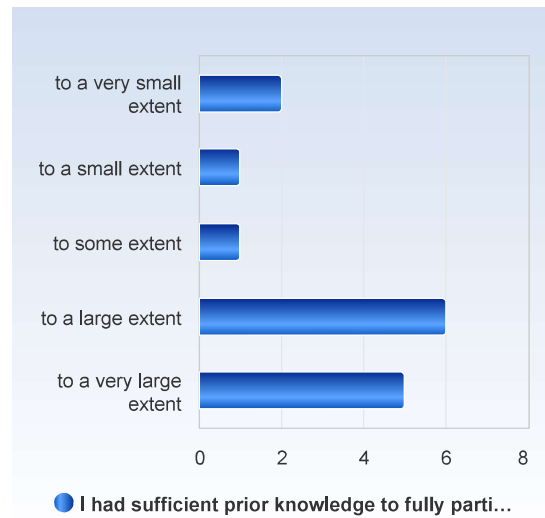
I have actively engaged in the course.	Number of responses
to a very small extent	0 (0.0%)
to a small extent	1 (6.7%)
to some extent	0 (0.0%)
to a large extent	6 (40.0%)
to a very large extent	8 (53.3%)
Total	15 (100.0%)



	Mean	Standard Deviation	Coefficient of Variation	Min	Lower Quartile	Median	Upper Quartile	Max
I have actively engaged in the course.	4.4	0.8	18.8 %	2.0	4.0	5.0	5.0	5.0

9. I had sufficient prior knowledge to fully participate in the course.

I had sufficient prior knowledge to fully participate in the course.	Number of responses
to a very small extent	2 (13.3%)
to a small extent	1 (6.7%)
to some extent	1 (6.7%)
to a large extent	6 (40.0%)
to a very large extent	5 (33.3%)
Total	15 (100.0%)



	Mean	Standard Deviation	Coefficient of Variation	Min	Lower Quartile	Median	Upper Quartile	Max
I had sufficient prior knowledge to fully participate in the course.	3.7	1.4	37.2 %	1.0	3.5	4.0	5.0	5.0