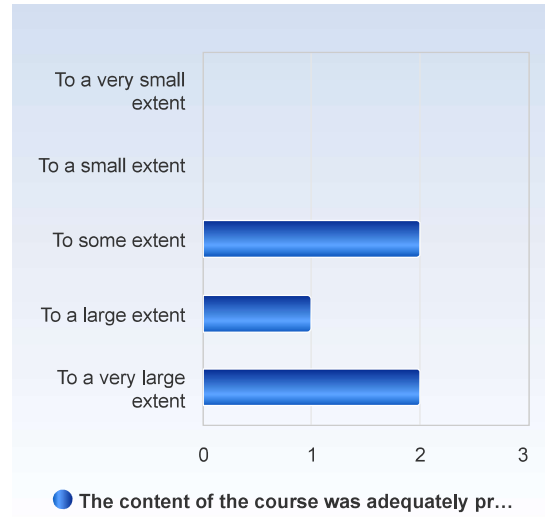


## 2871 Microscopy: improve your imaging skills VT17

Respondents: 6  
 Answer Count: 5  
 Answer Frequency: 83.33%

### 1. The content of the course was adequately presented in the syllabus.

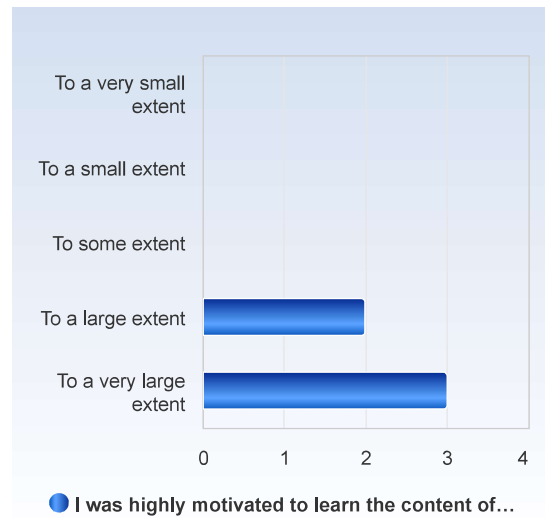
The content of the course was adequately presented in the syllabus.	Number of responses
To a very small extent	0 (0.0%)
To a small extent	0 (0.0%)
To some extent	2 (40.0%)
To a large extent	1 (20.0%)
To a very large extent	2 (40.0%)
<b>Total</b>	<b>5 (100.0%)</b>



	Mean	Standard Deviation	Coefficient of Variation	Min	Lower Quartile	Median	Upper Quartile	Max
The content of the course was adequately presented in the syllabus.	4.0	1.0	25.0 %	3.0	3.0	4.0	5.0	5.0

## 2. I was highly motivated to learn the content of the course.

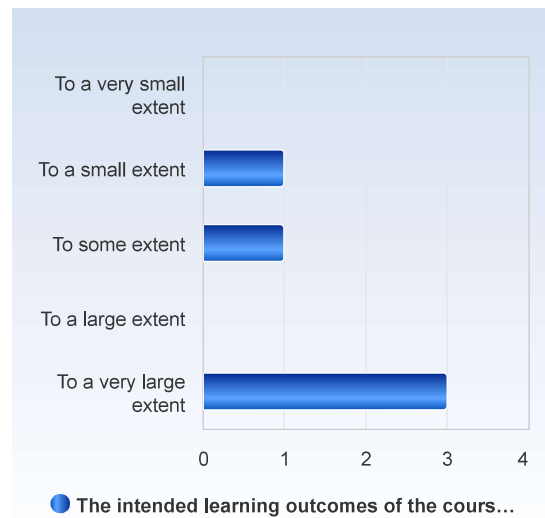
I was highly motivated to learn the content of the course.	Number of responses
To a very small extent	0 (0.0%)
To a small extent	0 (0.0%)
To some extent	0 (0.0%)
To a large extent	2 (40.0%)
To a very large extent	3 (60.0%)
Total	5 (100.0%)



	Mean	Standard Deviation	Coefficient of Variation	Min	Lower Quartile	Median	Upper Quartile	Max
I was highly motivated to learn the content of the course.	4.6	0.5	11.9 %	4.0	4.0	5.0	5.0	5.0

## 3. The intended learning outcomes of the course were adequately explained.

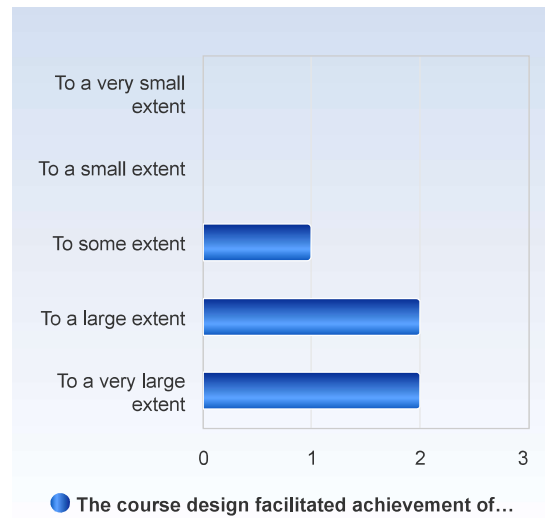
The intended learning outcomes of the course were adequately explained.	Number of responses
To a very small extent	0 (0.0%)
To a small extent	1 (20.0%)
To some extent	1 (20.0%)
To a large extent	0 (0.0%)
To a very large extent	3 (60.0%)
Total	5 (100.0%)



	Mean	Standard Deviation	Coefficient of Variation	Min	Lower Quartile	Median	Upper Quartile	Max
The intended learning outcomes of the course were adequately explained.	4.0	1.4	35.4 %	2.0	3.0	5.0	5.0	5.0

#### 4. The course design facilitated achievement of the intended learning outcomes.

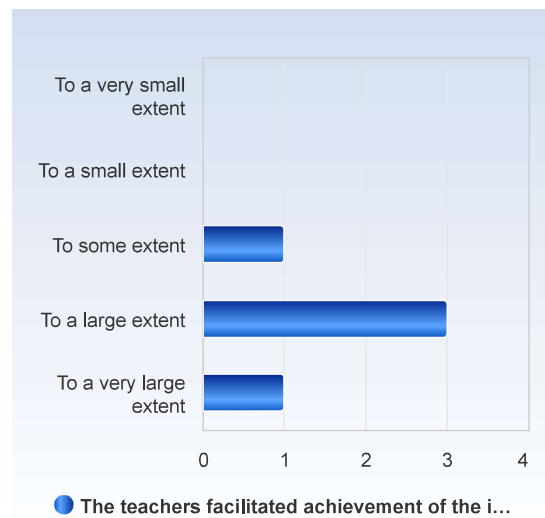
The course design facilitated achievement of the intended learning outcomes.	Number of responses
To a very small extent	0 (0.0%)
To a small extent	0 (0.0%)
To some extent	1 (20.0%)
To a large extent	2 (40.0%)
To a very large extent	2 (40.0%)
Total	5 (100.0%)



	Mean	Standard Deviation	Coefficient of Variation	Min	Lower Quartile	Median	Upper Quartile	Max
The course design facilitated achievement of the intended learning outcomes.	4.2	0.8	19.9 %	3.0	4.0	4.0	5.0	5.0

#### 5. The teachers facilitated achievement of the intended learning outcomes.

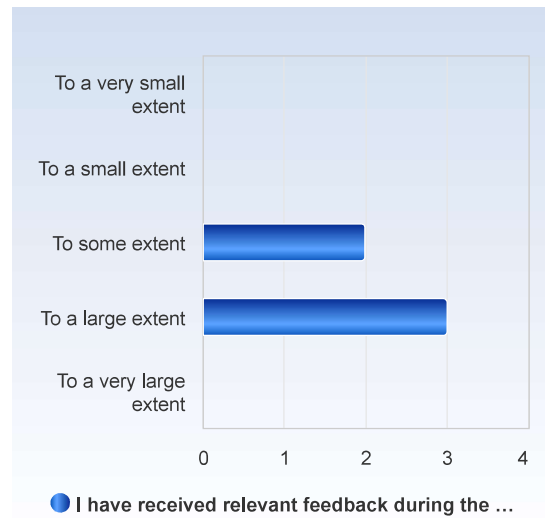
The teachers facilitated achievement of the intended learning outcomes.	Number of responses
To a very small extent	0 (0.0%)
To a small extent	0 (0.0%)
To some extent	1 (20.0%)
To a large extent	3 (60.0%)
To a very large extent	1 (20.0%)
Total	5 (100.0%)



	Mean	Standard Deviation	Coefficient of Variation	Min	Lower Quartile	Median	Upper Quartile	Max
The teachers facilitated achievement of the intended learning outcomes.	4.0	0.7	17.7 %	3.0	4.0	4.0	4.0	5.0

## 6. I have received relevant feedback during the course.

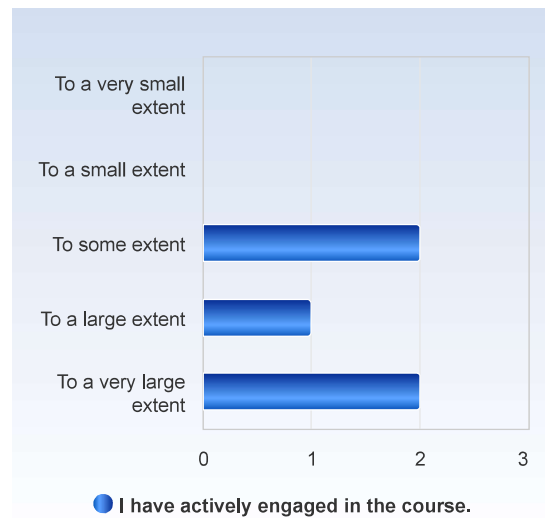
I have received relevant feedback during the course.	Number of responses
To a very small extent	0 (0.0%)
To a small extent	0 (0.0%)
To some extent	2 (40.0%)
To a large extent	3 (60.0%)
To a very large extent	0 (0.0%)
Total	5 (100.0%)



	Mean	Standard Deviation	Coefficient of Variation	Min	Lower Quartile	Median	Upper Quartile	Max
I have received relevant feedback during the course.	3.6	0.5	15.2 %	3.0	3.0	4.0	4.0	4.0

## 7. I have actively engaged in the course.

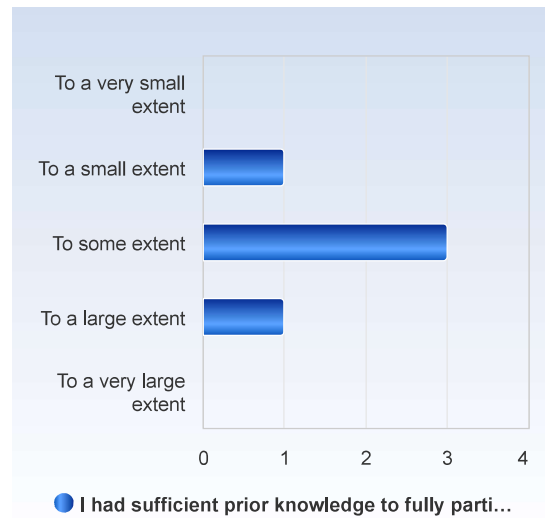
I have actively engaged in the course.	Number of responses
To a very small extent	0 (0.0%)
To a small extent	0 (0.0%)
To some extent	2 (40.0%)
To a large extent	1 (20.0%)
To a very large extent	2 (40.0%)
Total	5 (100.0%)



	Mean	Standard Deviation	Coefficient of Variation	Min	Lower Quartile	Median	Upper Quartile	Max
I have actively engaged in the course.	4.0	1.0	25.0 %	3.0	3.0	4.0	5.0	5.0

### 8. I had sufficient prior knowledge to fully participate in the course.

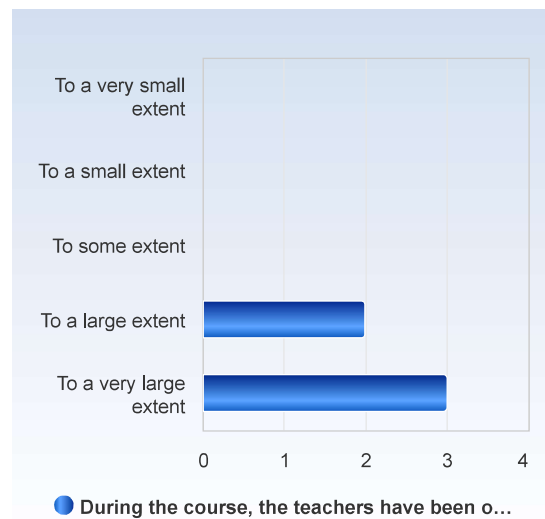
I had sufficient prior knowledge to fully participate in the course.	Number of responses
To a very small extent	0 (0.0%)
To a small extent	1 (20.0%)
To some extent	3 (60.0%)
To a large extent	1 (20.0%)
To a very large extent	0 (0.0%)
<b>Total</b>	<b>5 (100.0%)</b>



	Mean	Standard Deviation	Coefficient of Variation	Min	Lower Quartile	Median	Upper Quartile	Max
I had sufficient prior knowledge to fully participate in the course.	3.0	0.7	23.6 %	2.0	3.0	3.0	3.0	4.0

### 9. During the course, the teachers have been open to students' ideas and opinions about the course.

During the course, the teachers have been open to students' ideas and opinions about the course.	Number of responses
To a very small extent	0 (0.0%)
To a small extent	0 (0.0%)
To some extent	0 (0.0%)
To a large extent	2 (40.0%)
To a very large extent	3 (60.0%)
<b>Total</b>	<b>5 (100.0%)</b>



	Mean	Standard Deviation	Coefficient of Variation	Min	Lower Quartile	Median	Upper Quartile	Max
During the course, the teachers have been open to students' ideas and opinions about the course.	4.6	0.5	11.9 %	4.0	4.0	5.0	5.0	5.0