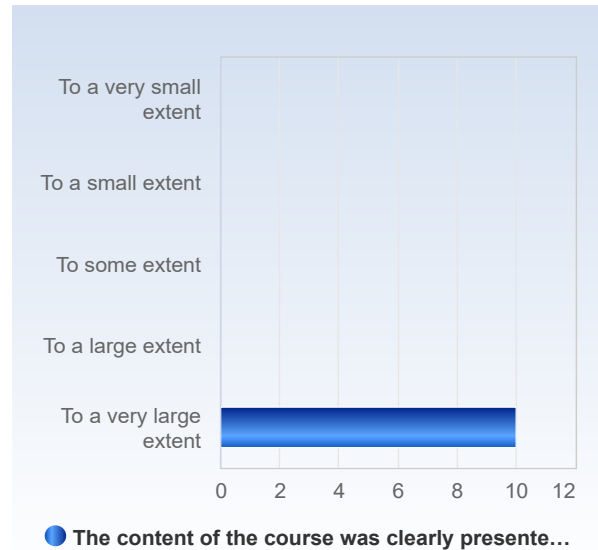


2996_1 Anaesthesia, Analgesia and Surgery (mice and rats) VT23 - Short

Respondents: 13
 Answer Count: 10
 Answer Frequency: 76.92%

1. The content of the course was clearly presented in the syllabus.

The content of the course was clearly presented in the syllabus.	Number of responses
To a very small extent	0 (0.0%)
To a small extent	0 (0.0%)
To some extent	0 (0.0%)
To a large extent	0 (0.0%)
To a very large extent	10 (100.0%)
Total	10 (100.0%)



	Mean	Standard Deviation	Coefficient of Variation	Min	Lower Quartile	Median	Upper Quartile	Max
The content of the course was clearly presented in the syllabus.	5.0	0.0	0.0 %	5.0	5.0	5.0	5.0	5.0

2. I was highly motivated to learn the content of the course.

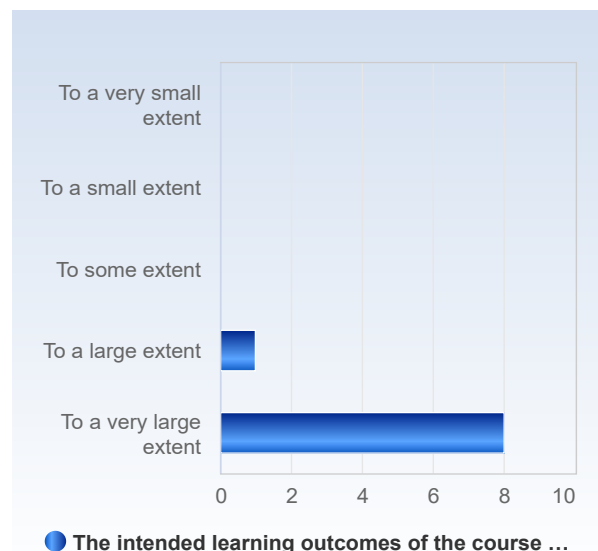
I was highly motivated to learn the content of the course.	Number of responses
To a very small extent	0 (0.0%)
To a small extent	0 (0.0%)
To some extent	0 (0.0%)
To a large extent	1 (10.0%)
To a very large extent	9 (90.0%)
Total	10 (100.0%)



	Mean	Standard Deviation	Coefficient of Variation	Min	Lower Quartile	Median	Upper Quartile	Max
I was highly motivated to learn the content of the course.	4.9	0.3	6.5 %	4.0	5.0	5.0	5.0	5.0

3. The intended learning outcomes of the course were clearly explained.

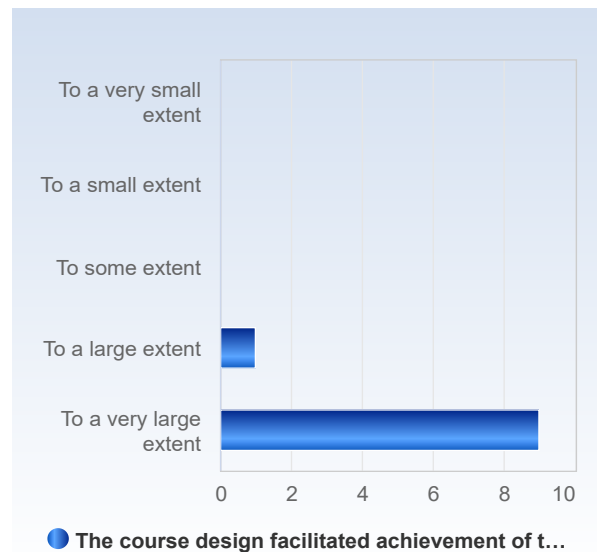
The intended learning outcomes of the course were clearly explained.	Number of responses
To a very small extent	0 (0.0%)
To a small extent	0 (0.0%)
To some extent	0 (0.0%)
To a large extent	1 (11.1%)
To a very large extent	8 (88.9%)
Total	9 (100.0%)



	Mean	Standard Deviation	Coefficient of Variation	Min	Lower Quartile	Median	Upper Quartile	Max
The intended learning outcomes of the course were clearly explained.	4.9	0.3	6.8 %	4.0	5.0	5.0	5.0	5.0

4. The course design facilitated achievement of the intended learning outcomes.

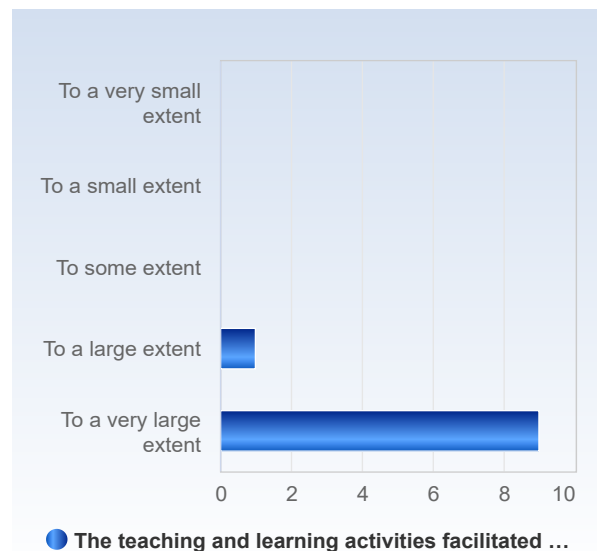
The course design facilitated achievement of the intended learning outcomes.	Number of responses
To a very small extent	0 (0.0%)
To a small extent	0 (0.0%)
To some extent	0 (0.0%)
To a large extent	1 (10.0%)
To a very large extent	9 (90.0%)
Total	10 (100.0%)



	Mean	Standard Deviation	Coefficient of Variation	Min	Lower Quartile	Median	Upper Quartile	Max
The course design facilitated achievement of the intended learning outcomes.	4.9	0.3	6.5 %	4.0	5.0	5.0	5.0	5.0

5. The teaching and learning activities facilitated achievement of the intended learning outcomes.

The teaching and learning activities facilitated achievement of the intended learning outcomes.	Number of responses
To a very small extent	0 (0.0%)
To a small extent	0 (0.0%)
To some extent	0 (0.0%)
To a large extent	1 (10.0%)
To a very large extent	9 (90.0%)
Total	10 (100.0%)

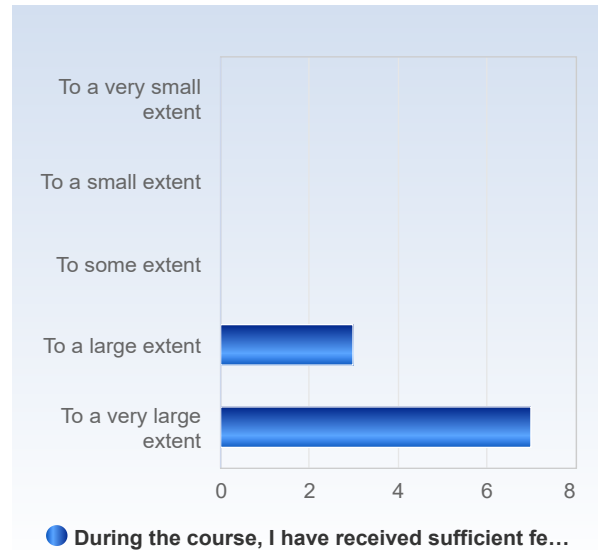


	Mean	Standard Deviation	Coefficient of Variation	Min	Lower Quartile	Median	Upper Quartile	Max
The teaching and learning activities facilitated achievement of the intended learning outcomes.	4.9	0.3	6.5 %	4.0	5.0	5.0	5.0	5.0

6. During the course, I have received sufficient feedback from the teachers and/or the other course participants, when needed.

During the course, I have received sufficient feedback from the teachers and/or the other course participants, when needed.

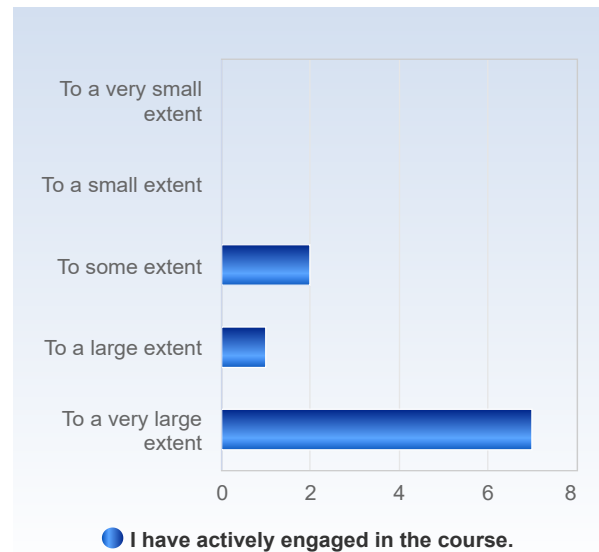
	Number of responses
To a very small extent	0 (0.0%)
To a small extent	0 (0.0%)
To some extent	0 (0.0%)
To a large extent	3 (30.0%)
To a very large extent	7 (70.0%)
Total	10 (100.0%)



	Mean	Standard Deviation	Coefficient of Variation	Min	Lower Quartile	Median	Upper Quartile	Max
During the course, I have received sufficient feedback from the teachers and/or the other course participants, when needed.	4.7	0.5	10.3 %	4.0	4.5	5.0	5.0	5.0

7. I have actively engaged in the course.

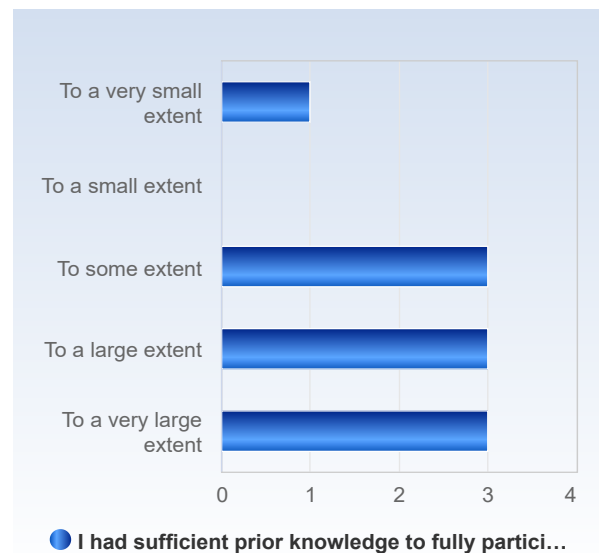
I have actively engaged in the course.	Number of responses
To a very small extent	0 (0.0%)
To a small extent	0 (0.0%)
To some extent	2 (20.0%)
To a large extent	1 (10.0%)
To a very large extent	7 (70.0%)
Total	10 (100.0%)



	Mean	Standard Deviation	Coefficient of Variation	Min	Lower Quartile	Median	Upper Quartile	Max
I have actively engaged in the course.	4.5	0.8	18.9 %	3.0	4.5	5.0	5.0	5.0

8. I had sufficient prior knowledge to fully participate in the course.

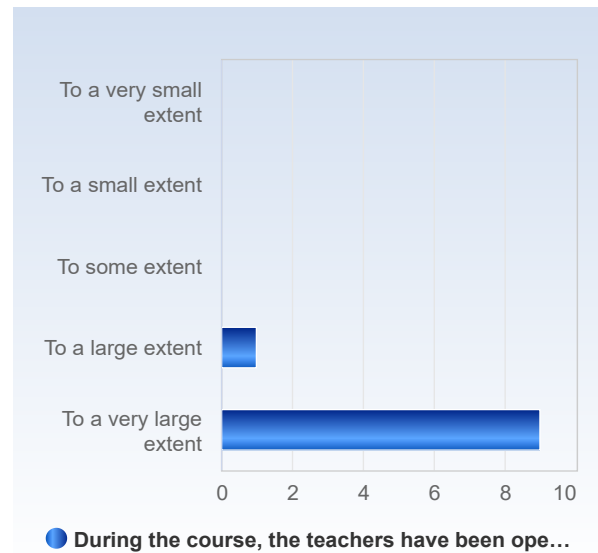
I had sufficient prior knowledge to fully participate in the course.	Number of responses
To a very small extent	1 (10.0%)
To a small extent	0 (0.0%)
To some extent	3 (30.0%)
To a large extent	3 (30.0%)
To a very large extent	3 (30.0%)
Total	10 (100.0%)



	Mean	Standard Deviation	Coefficient of Variation	Min	Lower Quartile	Median	Upper Quartile	Max
I had sufficient prior knowledge to fully participate in the course.	3.7	1.3	33.8 %	1.0	3.0	4.0	4.5	5.0

9. During the course, the teachers have been open to students' ideas and opinions about the course.

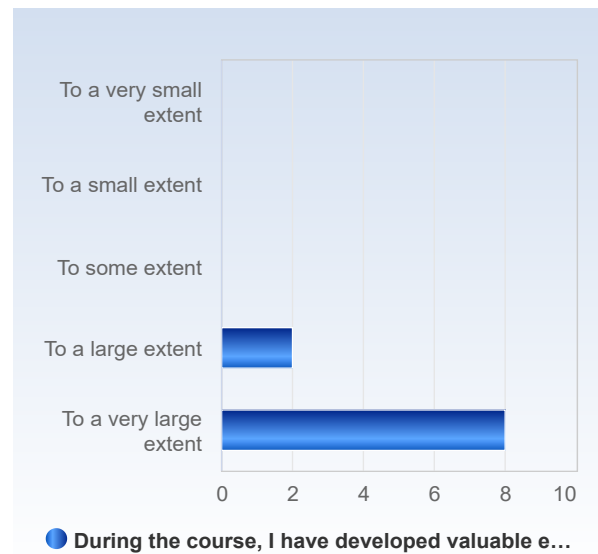
	Number of responses
To a very small extent	0 (0.0%)
To a small extent	0 (0.0%)
To some extent	0 (0.0%)
To a large extent	1 (10.0%)
To a very large extent	9 (90.0%)
Total	10 (100.0%)



	Mean	Standard Deviation	Coefficient of Variation	Min	Lower Quartile	Median	Upper Quartile	Max
During the course, the teachers have been open to students' ideas and opinions about the course.	4.9	0.3	6.5 %	4.0	5.0	5.0	5.0	5.0

10. During the course, I have developed valuable expertise/skills.

During the course, I have developed valuable expertise /skills.	Number of responses
To a very small extent	0 (0.0%)
To a small extent	0 (0.0%)
To some extent	0 (0.0%)
To a large extent	2 (20.0%)
To a very large extent	8 (80.0%)
Total	10 (100.0%)



	Mean	Standard Deviation	Coefficient of Variation	Min	Lower Quartile	Median	Upper Quartile	Max
During the course, I have developed valuable expertise /skills.	4.8	0.4	8.8 %	4.0	5.0	5.0	5.0	5.0

11. During the course, I have developed my ability to critically analyse and evaluate research findings. *(If the question is not relevant to this course, select the response option "Not applicable")*

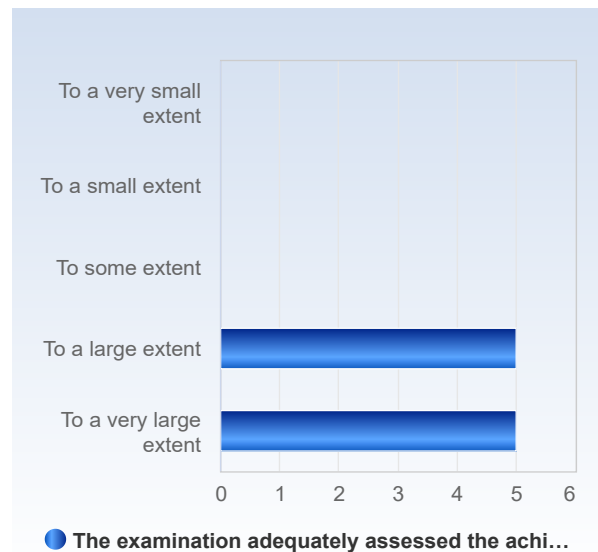
During the course, I have developed my ability to critically analyse and evaluate research findings. <i>(If the question is not relevant to this course, select the response option "Not applicable")</i>	Number of responses
To a very small extent	0 (0.0%)
To a small extent	0 (0.0%)
To some extent	1 (10.0%)
To a large extent	2 (20.0%)
To a very large extent	3 (30.0%)
Not applicable	4 (40.0%)
Total	10 (100.0%)



	Mean	Standard Deviation	Coefficient of Variation	Min	Lower Quartile	Median	Upper Quartile	Max
During the course, I have developed my ability to critically analyse and evaluate research findings. (If the question is not relevant to this course, select the response option "Not applicable")	4.3	0.8	18.8 %	3.0	4.0	4.5	5.0	5.0

12. The examination adequately assessed the achievement of the intended learning outcomes.

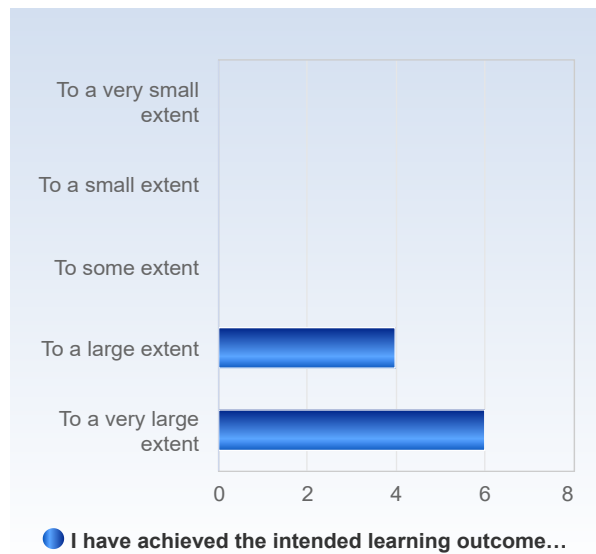
The examination adequately assessed the achievement of the intended learning outcomes.	Number of responses
To a very small extent	0 (0.0%)
To a small extent	0 (0.0%)
To some extent	0 (0.0%)
To a large extent	5 (50.0%)
To a very large extent	5 (50.0%)
Total	10 (100.0%)



	Mean	Standard Deviation	Coefficient of Variation	Min	Lower Quartile	Median	Upper Quartile	Max
The examination adequately assessed the achievement of the intended learning outcomes.	4.5	0.5	11.7 %	4.0	4.0	4.5	5.0	5.0

13. I have achieved the intended learning outcomes of the course.

I have achieved the intended learning outcomes of the course.	Number of responses
To a very small extent	0 (0.0%)
To a small extent	0 (0.0%)
To some extent	0 (0.0%)
To a large extent	4 (40.0%)
To a very large extent	6 (60.0%)
Total	10 (100.0%)



	Mean	Standard Deviation	Coefficient of Variation	Min	Lower Quartile	Median	Upper Quartile	Max
I have achieved the intended learning outcomes of the course.	4.6	0.5	11.2 %	4.0	4.0	5.0	5.0	5.0

14. From my perspective the workload was reasonable in relation to the number of credits.

From my perspective the workload was reasonable in relation to the number of credits.	Number of responses
To a very small extent	0 (0.0%)
To a small extent	0 (0.0%)
To some extent	2 (20.0%)
To a large extent	3 (30.0%)
To a very large extent	5 (50.0%)
Total	10 (100.0%)

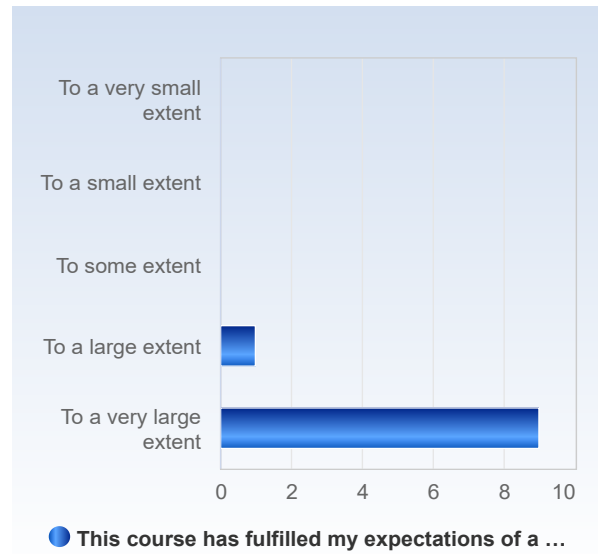


	Mean	Standard Deviation	Coefficient of Variation	Min	Lower Quartile	Median	Upper Quartile	Max
From my perspective the workload was reasonable in relation to the number of credits.	4.3	0.8	19.1 %	3.0	4.0	4.5	5.0	5.0

15. This course has fulfilled my expectations of a high quality course.

This course has fulfilled my expectations of a high quality course.

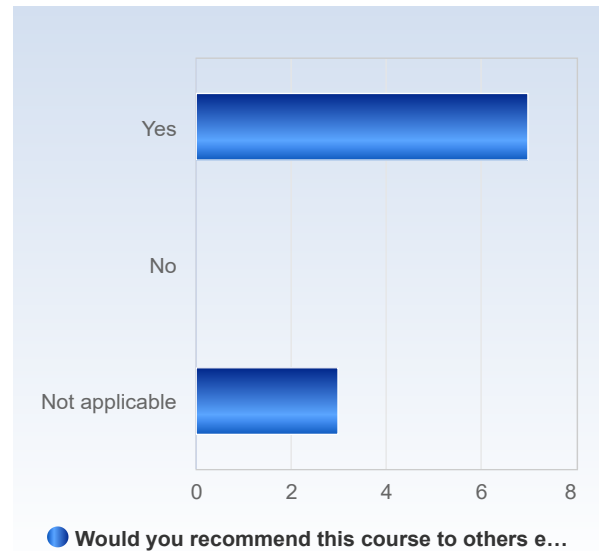
	Number of responses
To a very small extent	0 (0.0%)
To a small extent	0 (0.0%)
To some extent	0 (0.0%)
To a large extent	1 (10.0%)
To a very large extent	9 (90.0%)
Total	10 (100.0%)



	Mean	Standard Deviation	Coefficient of Variation	Min	Lower Quartile	Median	Upper Quartile	Max
This course has fulfilled my expectations of a high quality course.	4.9	0.3	6.5 %	4.0	5.0	5.0	5.0	5.0

18. Would you recommend this course to others enrolled in doctoral education? *(Answer only if you are a doctoral student, otherwise select the response option "Not applicable")*

Would you recommend this course to others enrolled in doctoral education? <i>(Answer only if you are a doctoral student, otherwise select the response option "Not applicable")</i>	Number of responses
Yes	7 (70.0%)
No	0 (0.0%)
Not applicable	3 (30.0%)
Total	10 (100.0%)



	Mean	Standard Deviation	Coefficient of Variation	Min	Lower Quartile	Median	Upper Quartile	Max
Would you recommend this course to others enrolled in doctoral education? <i>(Answer only if you are a doctoral student, otherwise select the response option "Not applicable")</i>	1.0	0.0	0.0 %	1.0	1.0	1.0	1.0	1.0