

Explore clinical research - Bibliometric indicators

This page shows commonly used bibliometric indicators for publications matching a patient group/pathway. [Learn more](#) ▼

WHO ⓘ Analyze research about
 Cancer
 from Karolinska Universitetssjukhuset

HOW ⓘ Show me research about patient groups used by
 Vuxensjukvården ⓘ Barnsjukvården ⓘ
 The publications should be about children or adults
 The analysis should be author based
 (include all publications by researchers currently active at Karolinska Institutet/Region Stockholm)
 organisation based
 (include publications written at Karolinska Institutet/Region Stockholm, even if the researcher is no longer active)

WHEN ⓘ The research should be published between 2015 and 2021
 Group by year

[Get analysis](#)












Results

Bibliometrics indicators for Karolinska Universitetssjukhuset research about Cancer. The analysis is based on publications about both adults and children, written by authors currently active at Karolinska Institutet/Region Stockholm and published between 2015 and 2021.

Column explanations ⓘ [Export as CSV](#)

Year	Name	Group origin	P (total)	P (WoS)	At KI/SLL	C	Sum JIF	Avg JIF	Avg Cf	Sum Cf	P5%	Share P5%
2015-2021	Plasmacellsjukdom inkl myelom	ⓘ	83	81	76	4293	920.2	11.1	4.0	297.2	16	21.6%
2015-2021	Ovarialcancer	ⓘ	85	83	70	2842	646.5	7.8	3.0	231.4	16	20.8%
2015-2021	Pankreascancer	ⓘ	84	83	71	2045	521.8	6.2	2.4	188.5	16	20.5%
2015-2021	Myelodysplastiskt syndrom	ⓘ	60	60	59	1324	537.6	9.0	1.8	100.0	10	17.9%
2015-2021	Prostatacancer	ⓘ	276	272	248	7197	1915.2	7.0	2.5	646.5	43	16.8%
2015-2021	Njurcancer	ⓘ	63	60	56	4201	489.1	8.0	4.4	242.7	9	16.4%
2015-2021	Kronisk lymfatisk leukemi	ⓘ	96	93	71	2320	790.2	8.4	1.9	165.0	14	16.3%
2015-2021	Lymfom indelöst	ⓘ	107	105	84	2022	701.5	6.7	1.6	150.2	14	14.0%

2015-2021	Lymfom, indolent		107	103	94	2023	701.3	6.7	1.0	130.2	14	14.3%
2015-2021	Tyroideatumörer		105	103	96	2133	653.0	6.2	1.9	176.6	13	14.0%
2015-2021	Hudcancer		111	103	98	2159	756.9	7.3	2.0	192.5	13	13.8%
2015-2021	Leversjukdom		144	136	140	3921	838.0	6.2	2.1	279.0	18	13.7%
2015-2021	Melanom, malign		82	74	74	1763	568.0	7.7	2.1	143.0	9	13.2%
2015-2021	Cervixcancer		105	100	100	1575	794.2	7.8	1.6	137.4	11	12.6%
2015-2021	Bröstcancer		412	404	379	10447	3122.4	7.7	2.2	794.6	44	12.2%
2015-2021	Lungcancer		134	130	119	3570	960.6	7.3	2.2	254.9	13	11.3%
2015-2021	Esofaguscancer		69	65	69	936	351.9	5.3	2.1	115.0	6	11.1%
2015-2021	Lever- och gallvägscancer		108	104	91	1689	617.6	5.9	1.6	157.9	9	9.4%
2015-2021	Lymfom, aggressivt		132	127	117	2319	945.0	7.4	2.6	284.2	10	9.0%
2015-2021	Akut myeloisk leukemi		80	80	62	1274	649.6	8.1	1.4	109.2	6	7.8%
2015-2021	Koloncancer		56	54	49	1211	304.4	5.6	2.4	122.2	4	7.8%
2015-2021	Öron- näs- och halscancer		269	259	226	2719	1041.8	3.9	1.4	311.2	17	7.5%
2015-2021	Urinblåscancer		70	68	66	1113	422.3	6.0	1.4	81.2	4	6.9%
2015-2021	Anemi		59	55	52	935	372.2	6.6	1.3	65.2	3	5.9%
2015-2021	Hematologi, benign övrig		61	56	55	633	270.3	4.7	1.0	55.4	3	5.7%
2015-2021	Akut lymfatisk leukemi		74	74	65	888	466.2	6.3	1.2	75.1	3	4.6%
2015-2021	Analcancer		3	3	2	23	8.6	2.9				
2015-2021	Basaliom		7	7	6	110	62.0	8.9				
2015-2021	Binjuretumörsjukdom		32	29	30	437	129.2	4.3				
2015-2021	Bisköldkörtelsjukdom, primär		0	0								
2015-2021	Bisköldkörteltumörsjukdom, primär		16	16	15	169	83.4	5.2				
2015-2021	Buksarkom		2	2	1	60	7.6	3.8				
2015-2021	Corpuscancer		45	42	45	787	237.1	5.6				
2015-2021	Gauchers sjukdom		6	6	6	38	15.4	2.6				
2015-2021	Gynekologisk tumör, okänd eller annat ursprung		13	13	13	389	74.9	5.8				
2015-2021	Hemofili		28	27	24	205	92.2	3.3				
2015-2021	Hemoglobinopati		11	10	6	77	42.2	4.2				
2015-2021	Kronisk myeloisk leukemi		48	47	43	1433	394.3	8.4				
2015-2021	Leversjukdom, metabol		15	15	15	458	71.8	4.8				
2015-2021	Leversjukdom, övrig		1	0	1							
2015-2021	Lymfom, Hodgkins		32	32	29	380	226.9	7.1				
2015-2021	Myeloproliferativ neoplasia		15	15	14	249	120.9	8.1				
2015-2021	Naevus flammeus		3	3	2	78	27.9	9.3				
2015-2021	Neuroendokrin tumör		16	16	13	257	69.9	4.4				
2015-2021	Neutropeni, kronisk		26	25	24	301	116.1	4.6				

2015-2021	Pankreatit, kronisk		13	13	13	152	65.6	5.0
2015-2021	Pleurit		6	5	5	40	17.9	3.6
2015-2021	Rektalcancer		55	54	49	1066	388.0	7.2
2015-2021	Skrotal sjukdom		0	0				
2015-2021	Testiscancer		33	33	27	927	278.3	8.4
2015-2021	Trofoblasttumör		4	4	3	17	16.9	4.2
2015-2021	Tumör, sekundär		36	34	27	1009	234.3	6.9
2015-2021	Urinvägar, avflödes hinder och reflux		26	25	25	186	94.4	3.6
2015-2021	Urinvägar, sten		1	1	1	1	2.4	2.4
2015-2021	Ventrikelcancer		52	52	45	739	331.5	6.6
2015-2021	Vulva- och vaginalcancer		3	3	3	5	9.5	3.2

HELP[General questions](#)[Verification toolkit](#)[Analysis toolkit](#)**CONTACT US**[Tel: 08-524 840 00](#)kib@ki.se[Publication Support](#)

Certain data included herein are derived from the Web of Science® prepared by Clarivate Analytics®, Inc. (Clarivate®), Philadelphia, Pennsylvania, USA: © Copyright Clarivate Analytics Group © 2021. All rights reserved.

Data specified as deriving from MEDLINE®/PubMed® NLM represents that its data were formulated with a reasonable standard of care. Except for this representation, NLM makes no representation or warranties, expressed or implied. This includes, but is not limited to, any implied warranty of merchantability or fitness for a particular purpose, with respect to the NLM data, and NLM specifically disclaims any such warranties and representations. All complete or parts of U.S. National Library of Medicine (NLM) records that are redistributed or retransmitted must be identified as being derived from NLM data.

Data included herein pertaining to the MeSH-profiles for patient groups is the property of Region Stockholm/Karolinska Institutet. Permission must be obtained before copying, redistributing or retransmitting the same.