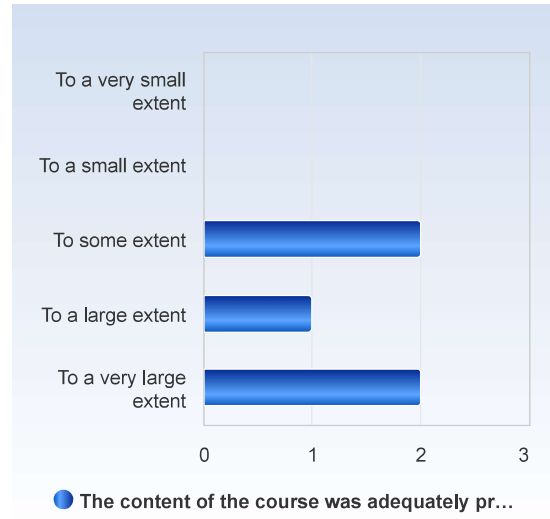


## 2871 Microscopy: improve your imaging skills VT17

Respondents: 6  
 Answer Count: 5  
 Answer Frequency: 83.33%

### 1. The content of the course was adequately presented in the syllabus.

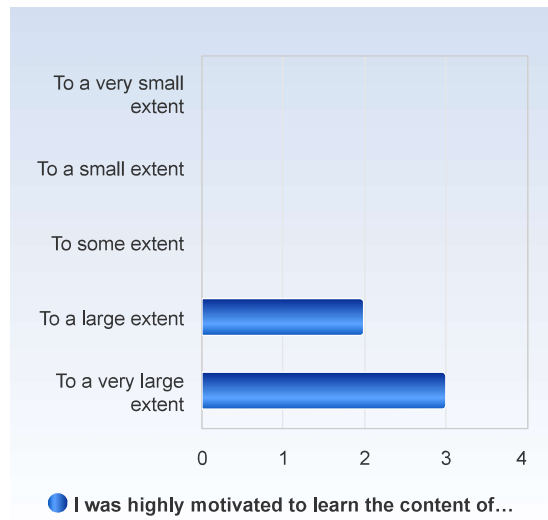
The content of the course was adequately presented in the syllabus.	Number of responses
To a very small extent	0 (0.0%)
To a small extent	0 (0.0%)
To some extent	2 (40.0%)
To a large extent	1 (20.0%)
To a very large extent	2 (40.0%)
<b>Total</b>	<b>5 (100.0%)</b>



	Mean	Standard Deviation	Coefficient of Variation	Min	Lower Quartile	Median	Upper Quartile	Max
The content of the course was adequately presented in the syllabus.	4.0	1.0	25.0 %	3.0	3.0	4.0	5.0	5.0

## 2. I was highly motivated to learn the content of the course.

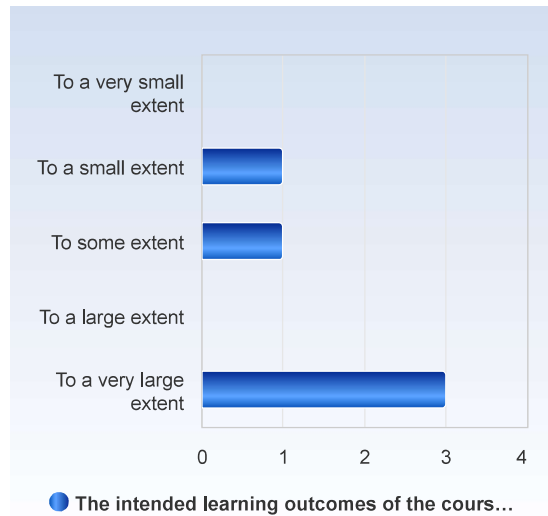
I was highly motivated to learn the content of the course.	Number of responses
To a very small extent	0 (0.0%)
To a small extent	0 (0.0%)
To some extent	0 (0.0%)
To a large extent	2 (40.0%)
To a very large extent	3 (60.0%)
Total	5 (100.0%)



	Mean	Standard Deviation	Coefficient of Variation	Min	Lower Quartile	Median	Upper Quartile	Max
I was highly motivated to learn the content of the course.	4.6	0.5	11.9 %	4.0	4.0	5.0	5.0	5.0

## 3. The intended learning outcomes of the course were adequately explained.

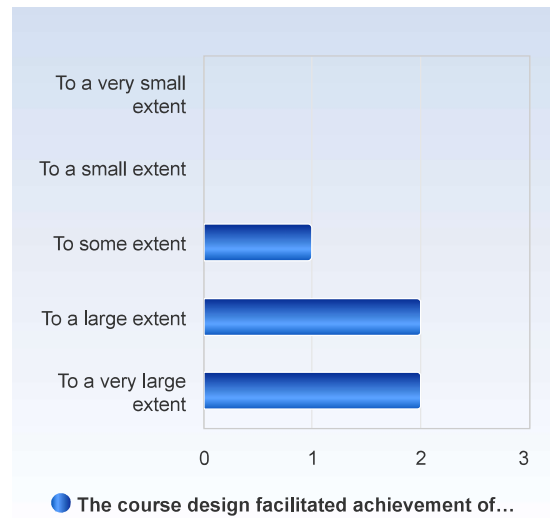
The intended learning outcomes of the course were adequately explained.	Number of responses
To a very small extent	0 (0.0%)
To a small extent	1 (20.0%)
To some extent	1 (20.0%)
To a large extent	0 (0.0%)
To a very large extent	3 (60.0%)
Total	5 (100.0%)



	Mean	Standard Deviation	Coefficient of Variation	Min	Lower Quartile	Median	Upper Quartile	Max
The intended learning outcomes of the course were adequately explained.	4.0	1.4	35.4 %	2.0	3.0	5.0	5.0	5.0

#### 4. The course design facilitated achievement of the intended learning outcomes.

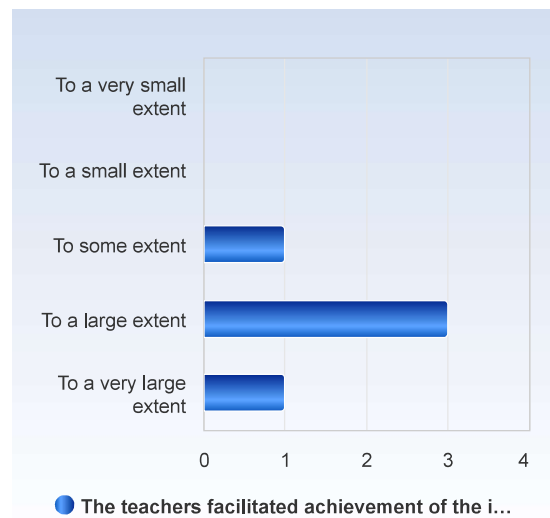
The course design facilitated achievement of the intended learning outcomes.	Number of responses
To a very small extent	0 (0.0%)
To a small extent	0 (0.0%)
To some extent	1 (20.0%)
To a large extent	2 (40.0%)
To a very large extent	2 (40.0%)
Total	5 (100.0%)



	Mean	Standard Deviation	Coefficient of Variation	Min	Lower Quartile	Median	Upper Quartile	Max
The course design facilitated achievement of the intended learning outcomes.	4.2	0.8	19.9 %	3.0	4.0	4.0	5.0	5.0

#### 5. The teachers facilitated achievement of the intended learning outcomes.

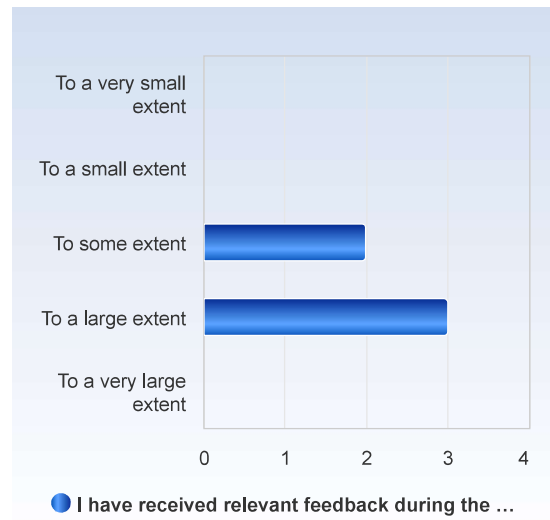
The teachers facilitated achievement of the intended learning outcomes.	Number of responses
To a very small extent	0 (0.0%)
To a small extent	0 (0.0%)
To some extent	1 (20.0%)
To a large extent	3 (60.0%)
To a very large extent	1 (20.0%)
Total	5 (100.0%)



	Mean	Standard Deviation	Coefficient of Variation	Min	Lower Quartile	Median	Upper Quartile	Max
The teachers facilitated achievement of the intended learning outcomes.	4.0	0.7	17.7 %	3.0	4.0	4.0	4.0	5.0

## 6. I have received relevant feedback during the course.

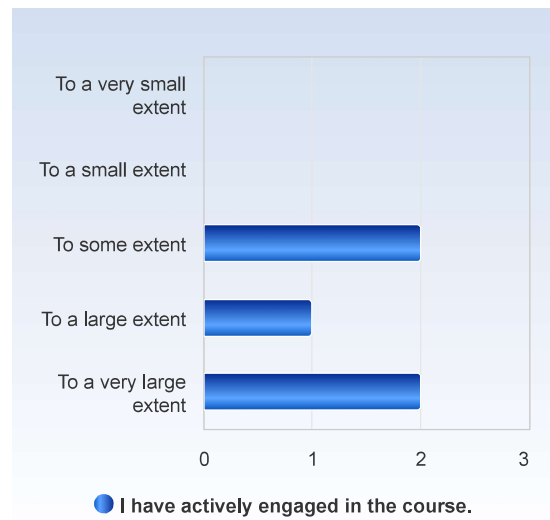
I have received relevant feedback during the course.	Number of responses
To a very small extent	0 (0.0%)
To a small extent	0 (0.0%)
To some extent	2 (40.0%)
To a large extent	3 (60.0%)
To a very large extent	0 (0.0%)
Total	5 (100.0%)



	Mean	Standard Deviation	Coefficient of Variation	Min	Lower Quartile	Median	Upper Quartile	Max
I have received relevant feedback during the course.	3.6	0.5	15.2 %	3.0	3.0	4.0	4.0	4.0

## 7. I have actively engaged in the course.

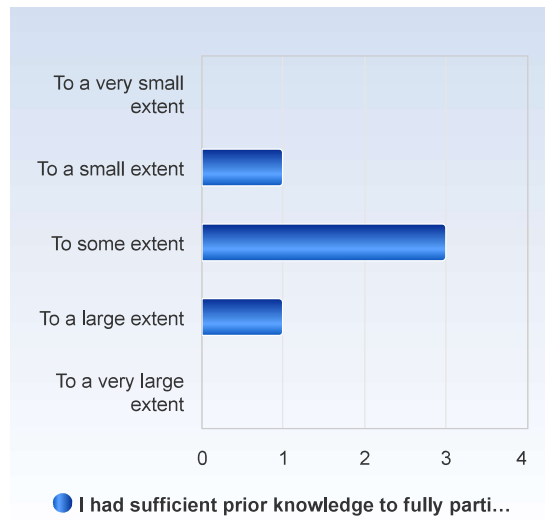
I have actively engaged in the course.	Number of responses
To a very small extent	0 (0.0%)
To a small extent	0 (0.0%)
To some extent	2 (40.0%)
To a large extent	1 (20.0%)
To a very large extent	2 (40.0%)
Total	5 (100.0%)



	Mean	Standard Deviation	Coefficient of Variation	Min	Lower Quartile	Median	Upper Quartile	Max
I have actively engaged in the course.	4.0	1.0	25.0 %	3.0	3.0	4.0	5.0	5.0

### 8. I had sufficient prior knowledge to fully participate in the course.

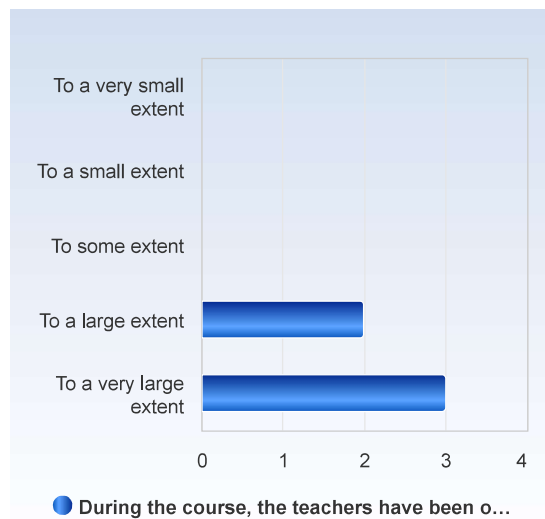
I had sufficient prior knowledge to fully participate in the course.	Number of responses
To a very small extent	0 (0.0%)
To a small extent	1 (20.0%)
To some extent	3 (60.0%)
To a large extent	1 (20.0%)
To a very large extent	0 (0.0%)
<b>Total</b>	<b>5 (100.0%)</b>



	Mean	Standard Deviation	Coefficient of Variation	Min	Lower Quartile	Median	Upper Quartile	Max
I had sufficient prior knowledge to fully participate in the course.	3.0	0.7	23.6 %	2.0	3.0	3.0	3.0	4.0

### 9. During the course, the teachers have been open to students' ideas and opinions about the course.

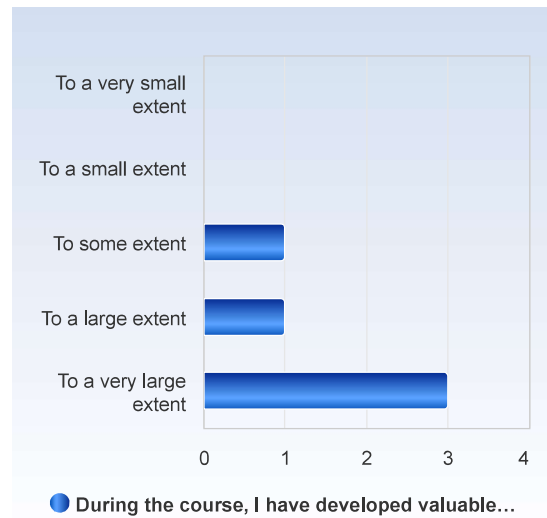
During the course, the teachers have been open to students' ideas and opinions about the course.	Number of responses
To a very small extent	0 (0.0%)
To a small extent	0 (0.0%)
To some extent	0 (0.0%)
To a large extent	2 (40.0%)
To a very large extent	3 (60.0%)
<b>Total</b>	<b>5 (100.0%)</b>



	Mean	Standard Deviation	Coefficient of Variation	Min	Lower Quartile	Median	Upper Quartile	Max
During the course, the teachers have been open to students' ideas and opinions about the course.	4.6	0.5	11.9 %	4.0	4.0	5.0	5.0	5.0

### 10. During the course, I have developed valuable expertise/skills.

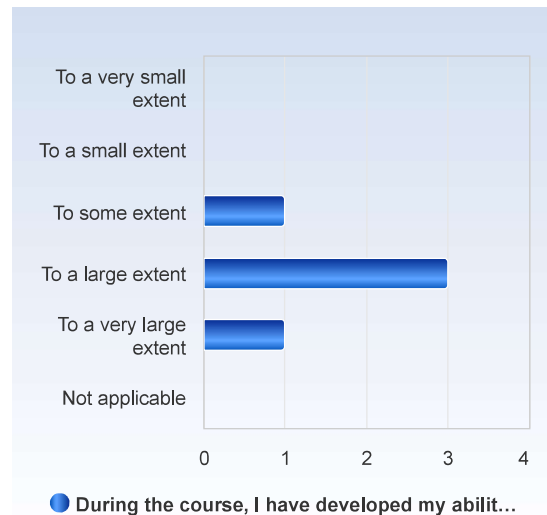
During the course, I have developed valuable expertise /skills.	Number of responses
To a very small extent	0 (0.0%)
To a small extent	0 (0.0%)
To some extent	1 (20.0%)
To a large extent	1 (20.0%)
To a very large extent	3 (60.0%)
Total	5 (100.0%)



	Mean	Standard Deviation	Coefficient of Variation	Min	Lower Quartile	Median	Upper Quartile	Max
During the course, I have developed valuable expertise /skills.	4.4	0.9	20.3 %	3.0	4.0	5.0	5.0	5.0

### 11. During the course, I have developed my ability to critically analyse and evaluate research findings. (If the question is not relevant to this course, select the response option "Not applicable")

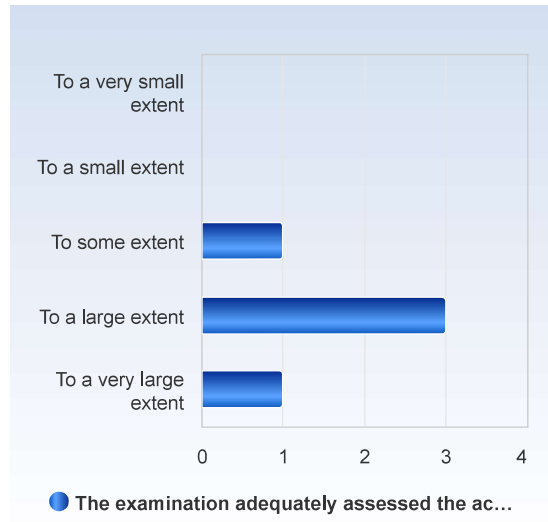
During the course, I have developed my ability to critically analyse and evaluate research findings. (If the question is not relevant to this course, select the response option "Not applicable")	Number of responses
To a very small extent	0 (0.0%)
To a small extent	0 (0.0%)
To some extent	1 (20.0%)
To a large extent	3 (60.0%)
To a very large extent	1 (20.0%)
Not applicable	0 (0.0%)
Total	5 (100.0%)



	Mean	Standard Deviation	Coefficient of Variation	Min	Lower Quartile	Median	Upper Quartile	Max
During the course, I have developed my ability to critically analyse and evaluate research findings. (If the question is not relevant to this course, select the response option "Not applicable")	4.0	0.7	17.7 %	3.0	4.0	4.0	4.0	5.0

## 12. The examination adequately assessed the achievement of the intended learning outcomes.

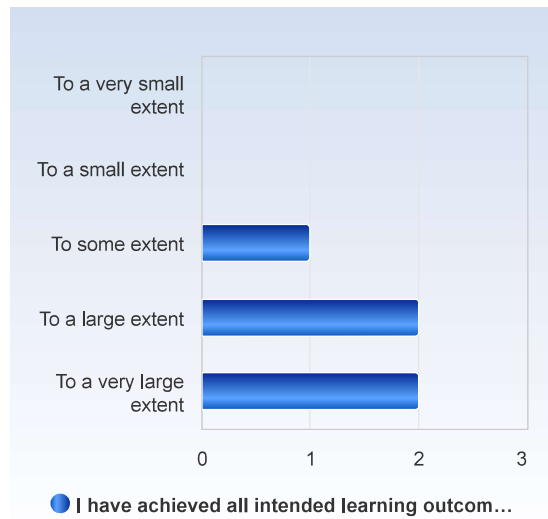
The examination adequately assessed the achievement of the intended learning outcomes.	Number of responses
To a very small extent	0 (0.0%)
To a small extent	0 (0.0%)
To some extent	1 (20.0%)
To a large extent	3 (60.0%)
To a very large extent	1 (20.0%)
<b>Total</b>	<b>5 (100.0%)</b>



	Mean	Standard Deviation	Coefficient of Variation	Min	Lower Quartile	Median	Upper Quartile	Max
The examination adequately assessed the achievement of the intended learning outcomes.	4.0	0.7	17.7 %	3.0	4.0	4.0	4.0	5.0

## 13. I have achieved all intended learning outcomes of the course.

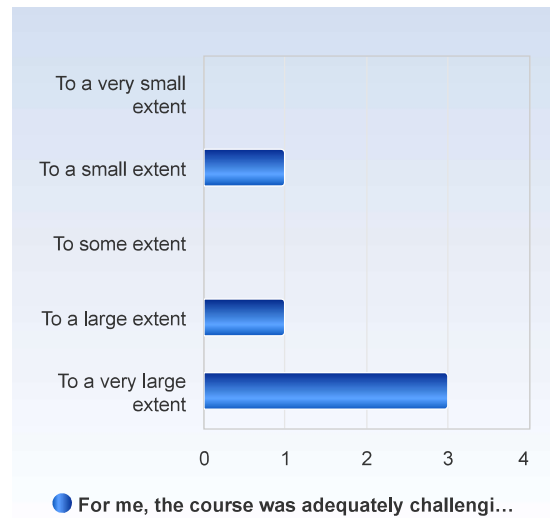
I have achieved all intended learning outcomes of the course.	Number of responses
To a very small extent	0 (0.0%)
To a small extent	0 (0.0%)
To some extent	1 (20.0%)
To a large extent	2 (40.0%)
To a very large extent	2 (40.0%)
<b>Total</b>	<b>5 (100.0%)</b>



	Mean	Standard Deviation	Coefficient of Variation	Min	Lower Quartile	Median	Upper Quartile	Max
I have achieved all intended learning outcomes of the course.	4.2	0.8	19.9 %	3.0	4.0	4.0	5.0	5.0

#### 14. For me, the course was adequately challenging.

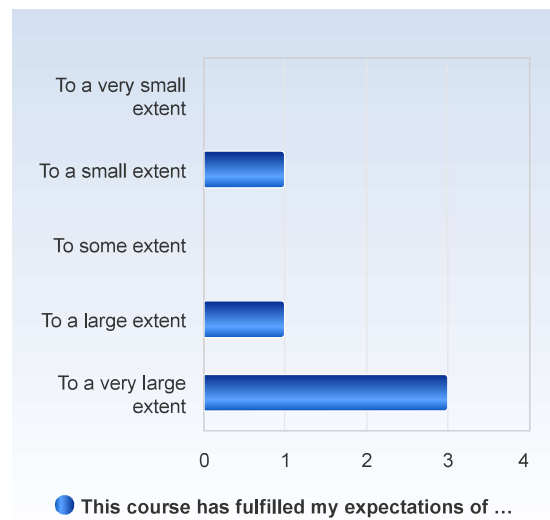
For me, the course was adequately challenging.	Number of responses
To a very small extent	0 (0.0%)
To a small extent	1 (20.0%)
To some extent	0 (0.0%)
To a large extent	1 (20.0%)
To a very large extent	3 (60.0%)
Total	5 (100.0%)



	Mean	Standard Deviation	Coefficient of Variation	Min	Lower Quartile	Median	Upper Quartile	Max
For me, the course was adequately challenging.	4.2	1.3	31.0 %	2.0	4.0	5.0	5.0	5.0

#### 15. This course has fulfilled my expectations of a high quality course.

This course has fulfilled my expectations of a high quality course.	Number of responses
To a very small extent	0 (0.0%)
To a small extent	1 (20.0%)
To some extent	0 (0.0%)
To a large extent	1 (20.0%)
To a very large extent	3 (60.0%)
Total	5 (100.0%)





	Mean	Standard Deviation	Coefficient of Variation	Min	Lower Quartile	Median	Upper Quartile	Max
This course has fulfilled my expectations of a high quality course.	4.2	1.3	31.0 %	2.0	4.0	5.0	5.0	5.0

**16. Were there any parts of the course that were excellent? If so, please specify which parts and in what way.**

Were there any parts of the course that were excellent? If so, please specify which parts and in what way.

Cell Profiler workshop by Carolina Wålby

That you included sample preparation was highly appreciated.

the lecture and workshop for Image J and cell profiler are excellent , I have not use them before but really learn a lot from the course .

**17. Do you have any recommendations as to how the course could be improved? If so, please specify which parts and how.**

Do you have any recommendations as to how the course could be improved? If so, please specify which parts and how.

- better schedule (do not put just one lecture in the middle of the day)
- examination in some other form
- more clear difference between achievements of the Course #2870 vs the Course #2871
- less pressure and more support
- more breaks in-between

Is there any possible that the short course is arranged in morning or afternoon instead of the whole day .

**18. Would you recommend this course to others enrolled in doctoral education? ( Answer only if you are a doctoral student, otherwise select the response option "Not applicable")**

Would you recommend this course to others enrolled in doctoral education? (Answer only if you are a doctoral student, otherwise select the response option "Not applicable")

	Number of responses
Yes	4 (80.0%)
No	1 (20.0%)
Not applicable	0 (0.0%)
Total	5 (100.0%)



	Mean	Standard Deviation	Coefficient of Variation	Min	Lower Quartile	Median	Upper Quartile	Max
Would you recommend this course to others enrolled in doctoral education? ( Answer only if you are a doctoral student, otherwise select the response option "Not applicable")	1.2	0.4	37.3 %	1.0	1.0	1.0	1.0	2.0